

MODULO PER LA REALIZZAZIONE DELLE MENSOLE **FLYMAX** A MISURA PER ART. **MW40SP**

FLYMAX CUSTOMIZED SHELVES FOR ART. **MW40SP** FORM



E' obbligatorio fotocopiare questa pagina, compilarla con cura e allegarla all'ordine.
It is compulsory to photocopy this page, carefully fill in and attach to the order.

➔➔ 1 DETTAGLI ORDINE / ORDER DETAILS

ordinante - buyer	cliente - client
ordine - order n:	data - date:
ref.:	
annotazioni - notes	

➔➔ 2 SCELTA ARTICOLO / ITEM CHOICE

E' importante consultare prima la scheda tecnica relativa
It's important to consult before the technical detail

art. **FY40SP**
mensola / shelf da / from 142 a / to 250 cm

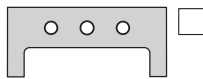
➔➔ 3 SCELTA MATERIALE / MATERIAL SELECTION

PIETRALUCE

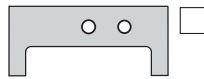
- | | | | |
|---|--|--|---|
| <input type="checkbox"/> bianco - white | <input type="checkbox"/> nero - black | <input type="checkbox"/> blu ultram. - marine blue | <input type="checkbox"/> argilla - argilla |
| <input type="checkbox"/> grigio - grey | <input type="checkbox"/> sabbia - sand | <input type="checkbox"/> grafite - graphite | <input type="checkbox"/> latte - milky white |
| <input type="checkbox"/> beige - beige | <input type="checkbox"/> rosso cuoio - red | | <input type="checkbox"/> gr. lava - lava grey |

➔➔ 4 SCELTA DETTAGLI / DETAIL SELECTION

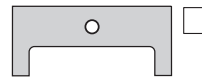
FORI RUBINETTERIA / TAP HOLES



3 fori - 3 holes



2 fori - 2 holes

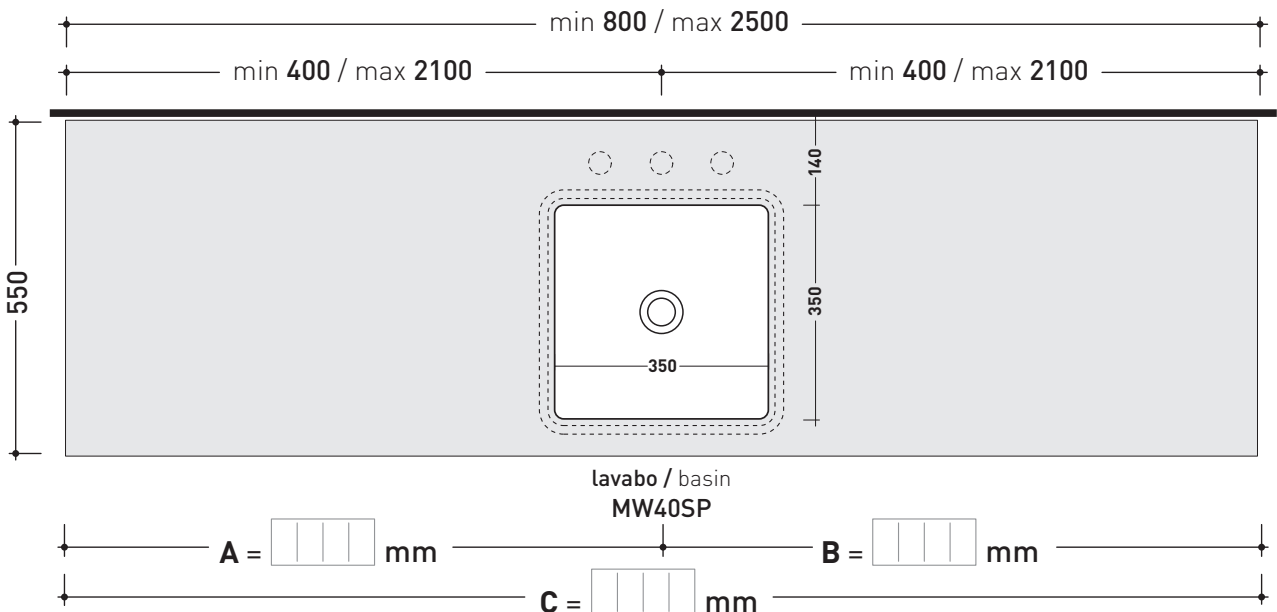


1 foro - 1 hole




NO fori - NO hole

➔➔ 5 SCELTA MISURE / MEASURES



- **A** = misura interasse lavabo da sinistra / left distance of basin.
- **B** = misura interasse lavabo da destra / right distance of basin.
- **C** = misura totale della mensola / total length of the shelf.
- verificare sempre che / verify that: **A + B = C.**



MODULO PER LA REALIZZAZIONE DELLE MENSOLE **FLYMAX** A MISURA PER DOPPIO ART. **MW40SP**

FLYMAX CUSTOMIZED SHELVES FOR DOUBLE ART. **MW40SP** FORM



E' obbligatorio fotocopiare questa pagina, compilarla con cura e allegarla all'ordine.
It is compulsory to photocopy this page, carefully fill in and attach to the order.

➔➔ **1** DETTAGLI ORDINE / ORDER DETAILS

ordinante - buyer cliente - client

ordine - order n: _____ data - date: _____ ref.: _____

annotazioni - notes _____

➔➔ **2** SCELTA ARTICOLO / ITEM CHOICE

E' importante consultare prima la scheda tecnica relativa
It's important to consult before the technical detail

art. **FY40SP**
mensola / shelf da / from **148 a / to 250 cm**

➔➔ **3** SCELTA MATERIALE / MATERIAL SELECTION

PIETRALUCE

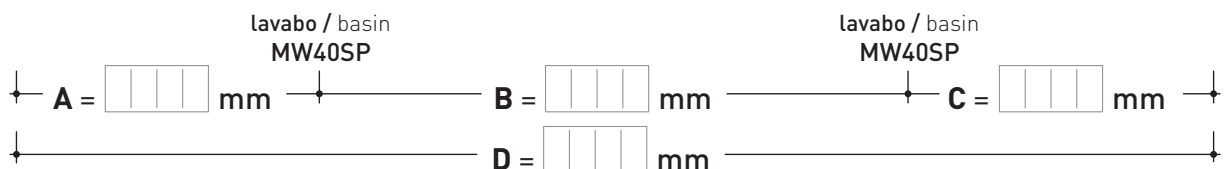

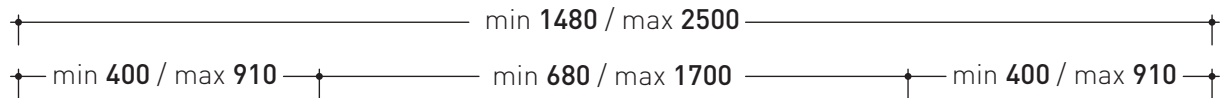
- | | | | |
|---|--|--|---|
| <input type="checkbox"/> bianco - white | <input type="checkbox"/> nero - black | <input type="checkbox"/> blu ultram. - marine blue | <input type="checkbox"/> argilla - argilla |
| <input type="checkbox"/> grigio - grey | <input type="checkbox"/> sabbia - sand | <input type="checkbox"/> grafite - graphite | <input type="checkbox"/> latte - milky white |
| <input type="checkbox"/> beige - beige | <input type="checkbox"/> rosso cuoio - red | | <input type="checkbox"/> gr. lava - lava grey |

➔➔ **4** SCELTA DETTAGLI / DETAIL SELECTION

FORI RUBINETTERIA / TAP HOLES



➔➔ **5** SCELTA MISURE / MEASURES



- **A** = misura interasse lavabo da sinistra / left distance of basin.
- **B** = misura interasse lavabi / distance between basins.
- **C** = misura interasse lavabo da destra / right distance of basin.
- **D** = misura totale della mensola / total length of the shelf.
- verificare sempre che / verify that: **A + B + C = D.**