

design ROMANO ADOLINI

2006


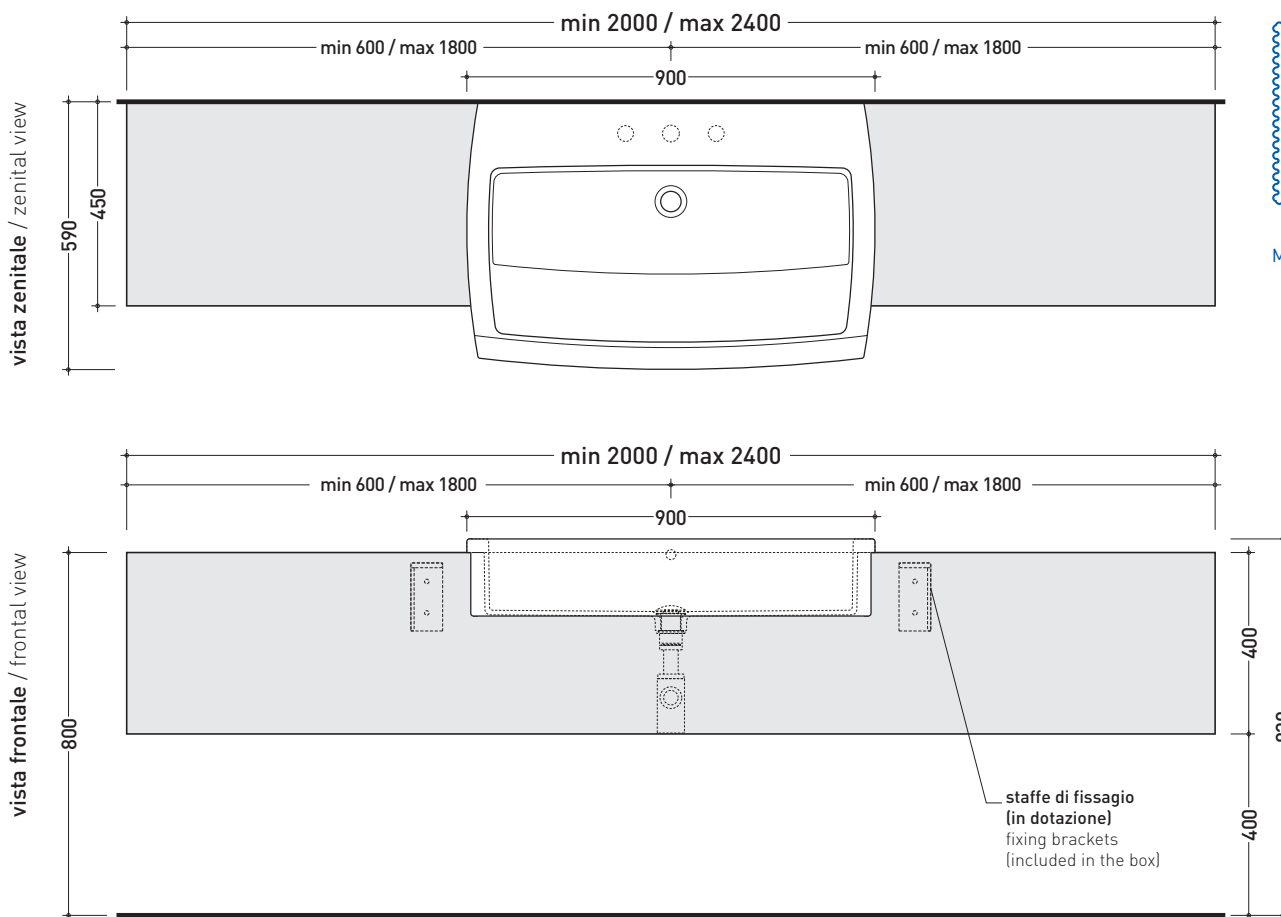
## UNA90C2

Mobile da cm 200 a 240 x 45 x h 40 per lavabo UNA 90  
(staffe di fissaggio incluse)

Complementi: Lavabo Una 90 semincasso (UNA90L)  
 Rubinetti lavabo linea ONE - NOKÉ - FOLD - SI  
 Accessori linea TWO - HOOP - NOKÉ - FOLD  
 Specchi SIMPLE  
 Specchi APP  
 Specchi Make-Up (MKS100 - MKS50 - MKS501)  
 Specchio Hot/Cold (SPHC)  
 Specchio Left/Right (SPLR)  
 Specchi Line (BASC20 - BASC30 - BASC40)



Su questo prodotto Flaminia non pratica fori rubinetteria



RIFERIMENTO  
MODULO ORDINE  
OBBLIGATORIO

dimensioni in mm


PIETRALUCE: finiture lucide



finiture opache



LEGNO: finiture





MODULO PER LA REALIZZAZIONE DI MOBILI **UNA** PER ART. **UNA90L**

**UNA** CUSTOMIZED CASES FOR ART. **UNA90L** FORM



**E' obbligatorio fotocopiare questa pagina, compilarla con cura e allegarla all'ordine.**  
It is compulsory to photocopy this page, carefully fill in and attach to the order.

➔➔ **1**

**DETTAGLI ORDINE / ORDER DETAILS**

ordinante - buyer \_\_\_\_\_ cliente - client \_\_\_\_\_

ordine - order n: \_\_\_\_\_ data - date: \_\_\_\_\_ ref.: \_\_\_\_\_

annotazioni - notes \_\_\_\_\_

➔➔ **2**

**SCELTA ARTICOLO / ITEM CHOICE**

E' importante consultare prima la scheda tecnica relativa  
It's important to consult before the technical detail

- art. **UNA90C1**  
mobile / case da / from 120 a / to 200 cm
- art. **UNA90C2**  
mobile / case da / from 200 a / to 240 cm

➔➔ **3**

**SCELTA MATERIALE / MATERIAL SELECTION**

**PIETRALUCE**

- |  |   |
|--|---|
| <input type="checkbox"/> bianco - white            | <input type="checkbox"/> sabbia - sand        |
| <input type="checkbox"/> grigio - grey             | <input type="checkbox"/> rosso cuoio - red    |
| <input type="checkbox"/> beige - beige             | <input type="checkbox"/> argilla - argilla    |
| <input type="checkbox"/> nero - black              | <input type="checkbox"/> latte - milky white  |
| <input type="checkbox"/> blu ultram. - marine blue | <input type="checkbox"/> gr. lava - lava grey |
| <input type="checkbox"/> grafite - graphite        |   |

**FINITURE LEGNO / WOOD FINISHES**

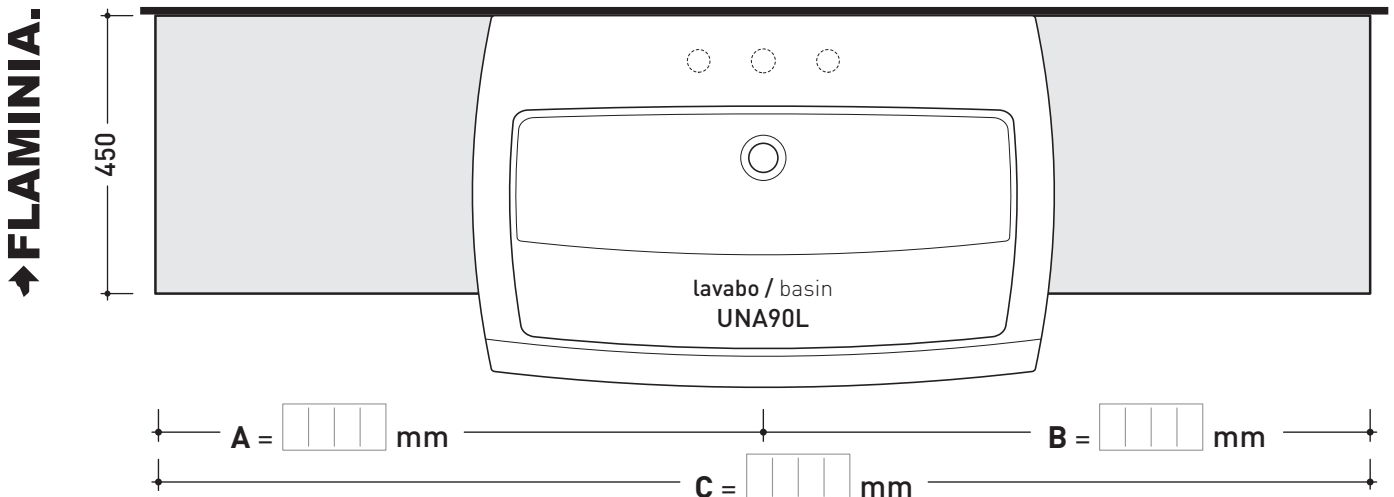
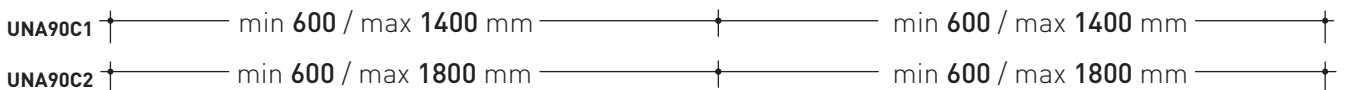
- rovere moro - dark oak
- rovere sbiancato - light oak

**LEGNO FENOLICO da rivestire**  
**MULTILAYER WOODEN to be covered**

- 0 mm** [resine speciali - special resins]
- 5 mm** [gres porcellanato 3 mm  
3 mm porcelain stoneware]
- 10 mm** [piastrelle, gres porcellanato 8-12 mm  
8-12 mm tiles, porcelain stoneware]
- 15 mm** [piastrelle, gres porcellanato 12-14 mm  
12-14 mm tiles, porcelain stoneware]
- 20 mm** [marmo e materiali lapidei 20 mm  
20 mm marble and stone materials]

➔➔ **4**

**SCELTA MISURE / MEASURES**



- **A** = misura interasse lavabo da sinistra / left distance of basin.
- **B** = misura interasse lavabo da destra / right distance of basin.
- **C** = misura totale del mobile / total length of the case.
- verificare sempre che / verify that: **A + B = C**.