

design ROMANO ADOLINI

2006


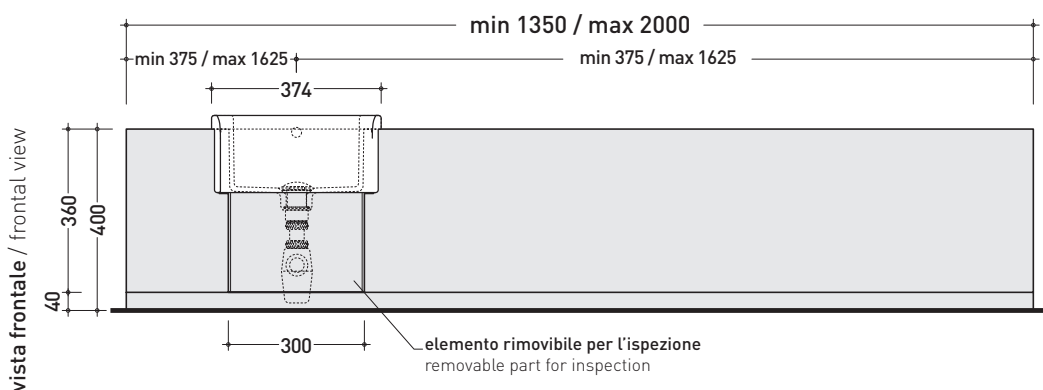
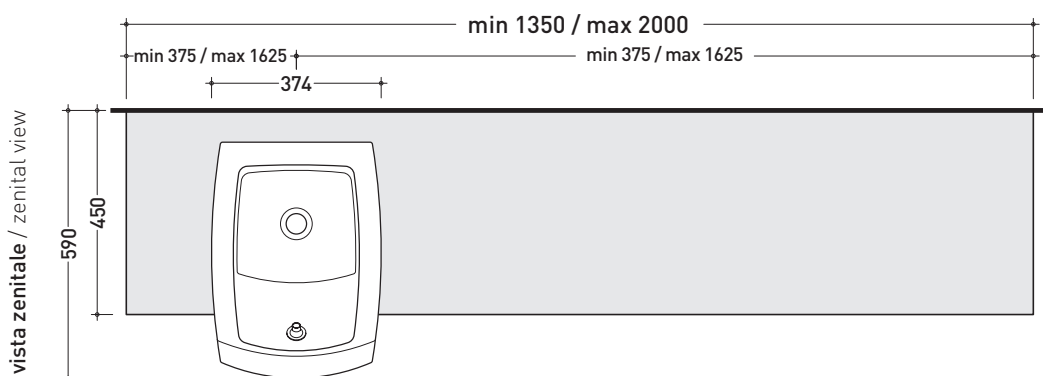
## UNA135WB

Mobile da cm 135 a 200 x 45 x h 40  
per vaso o bidet semincasso

Complementi: Vaso Una semincasso (UNA/WC)  
Bidet Una semincasso (UNA/B)  
Completo da toilet (UNAPF/R)  
Miscelatore bidet Una (UNA2560)  
Accessori linea TWO - HOOP - NOKÉ - FOLD



Su questo prodotto Flaminia non pratica fori rubinetteria



RIFERIMENTO  
MODULO ORDINE  
OBBLIGATORIO

dimensioni in mm


PIETRALUCE: finiture lucide




finiture opache



LEGNO: finiture





MODULO PER LA REALIZZAZIONE DI MOBILI **UNA** PER VASO O BIDET

**UNA** CUSTOMIZED CASES FOR **UNA** WC OR BIDET FORM



**E' obbligatorio fotocopiare questa pagina, compilarla con cura e allegarla all'ordine.**  
It is compulsory to photocopy this page, carefully fill in and attach to the order.

➔➔ **1**

**DETTAGLI ORDINE / ORDER DETAILS**

ordinante - buyer		cliente - client	
ordine - order n:	data - date:	ref.:	
annotazioni - notes			

➔➔ **2**

**SCelta ARTICOLO / ITEM CHOICE**

E' importante consultare prima la scheda tecnica relativa  
It's important to consult before the technical detail

- art. **UNA75WB**  
mobile / case da / from 75 a / to 135 cm
- art. **UNA135WB**  
mobile / case da / from 135 a / to 200 cm

➔➔ **3**

**SCelta MATERIALE / MATERIAL SELECTION**

**PIETRALUCE**

- |                                                    |                                               |
|----------------------------------------------------|-----------------------------------------------|
| <input type="checkbox"/> bianco - white            | <input type="checkbox"/> sabbia - sand        |
| <input type="checkbox"/> grigio - grey             | <input type="checkbox"/> rosso cuoio - red    |
| <input type="checkbox"/> beige - beige             | <input type="checkbox"/> argilla - argilla    |
| <input type="checkbox"/> nero - black              | <input type="checkbox"/> latte - milky white  |
| <input type="checkbox"/> blu ultram. - marine blue | <input type="checkbox"/> gr. lava - lava grey |
| <input type="checkbox"/> grafite - graphite        |                                               |

**FINITURE LEGNO / WOOD FINISHES**

- rovere moro - dark oak
- rovere sbiancato - light oak

**LEGNO FENOLICO da rivestire**  
**MULTILAYER WOODEN to be covered**

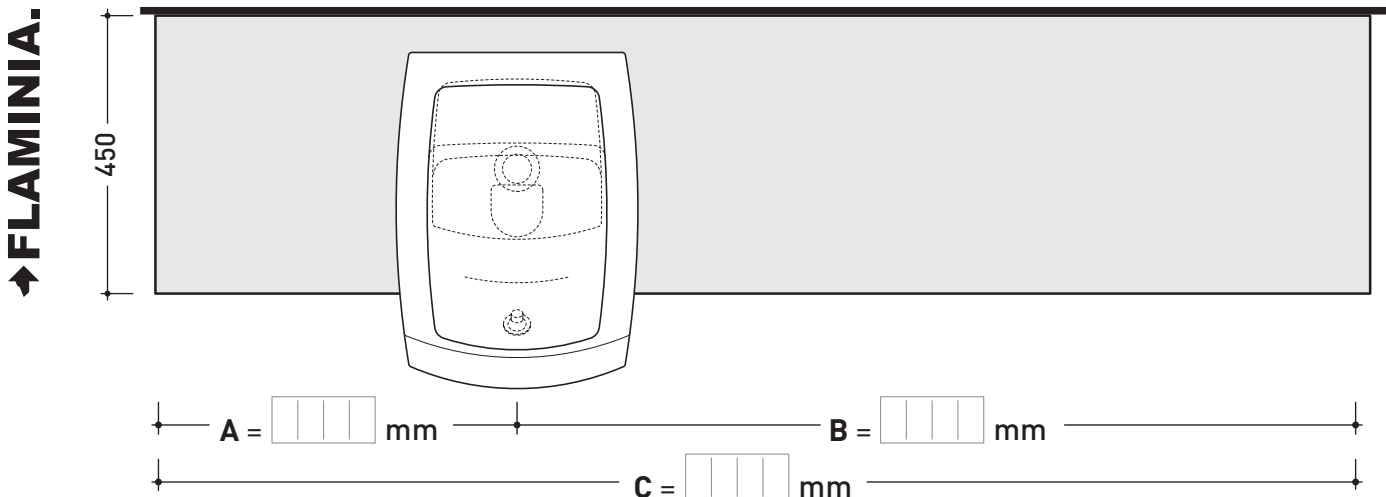
- 0 mm [resine speciali - special resins]
- 5 mm [gres porcellanato 3 mm  
3 mm porcelain stoneware]
- 10 mm [piastrelle, gres porcellanato 8-12 mm  
8-12 mm tiles, porcelain stoneware]
- 15 mm [piastrelle, gres porcellanato 12-14 mm  
12-14 mm tiles, porcelain stoneware]
- 20 mm [marmo e materiali lapidei 20 mm  
20 mm marble and stone materials]

➔➔ **4**

**SCelta MISURE / MEASURES**

UNA75WB min 375 / max 975 mm min 375 / max 975 mm

UNA135WB min 375 / max 1625 mm min 375 / max 1625 mm



• **A** = misura interasse sanitario da sinistra / left distance of sanitaryware. • **C** = misura totale del mobile / total length of the case.  
• **B** = misura interasse sanitario da destra / right distance of sanitaryware. • verificare sempre che / verify that: **A + B = C.**