

## FY48SP + MW48SP

Pietraluce shelf from 80 to 250 x 55 x h 10 cm  
suitable for Miniwash 48 under-counter basin (fixing brackets included)

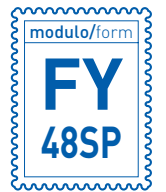
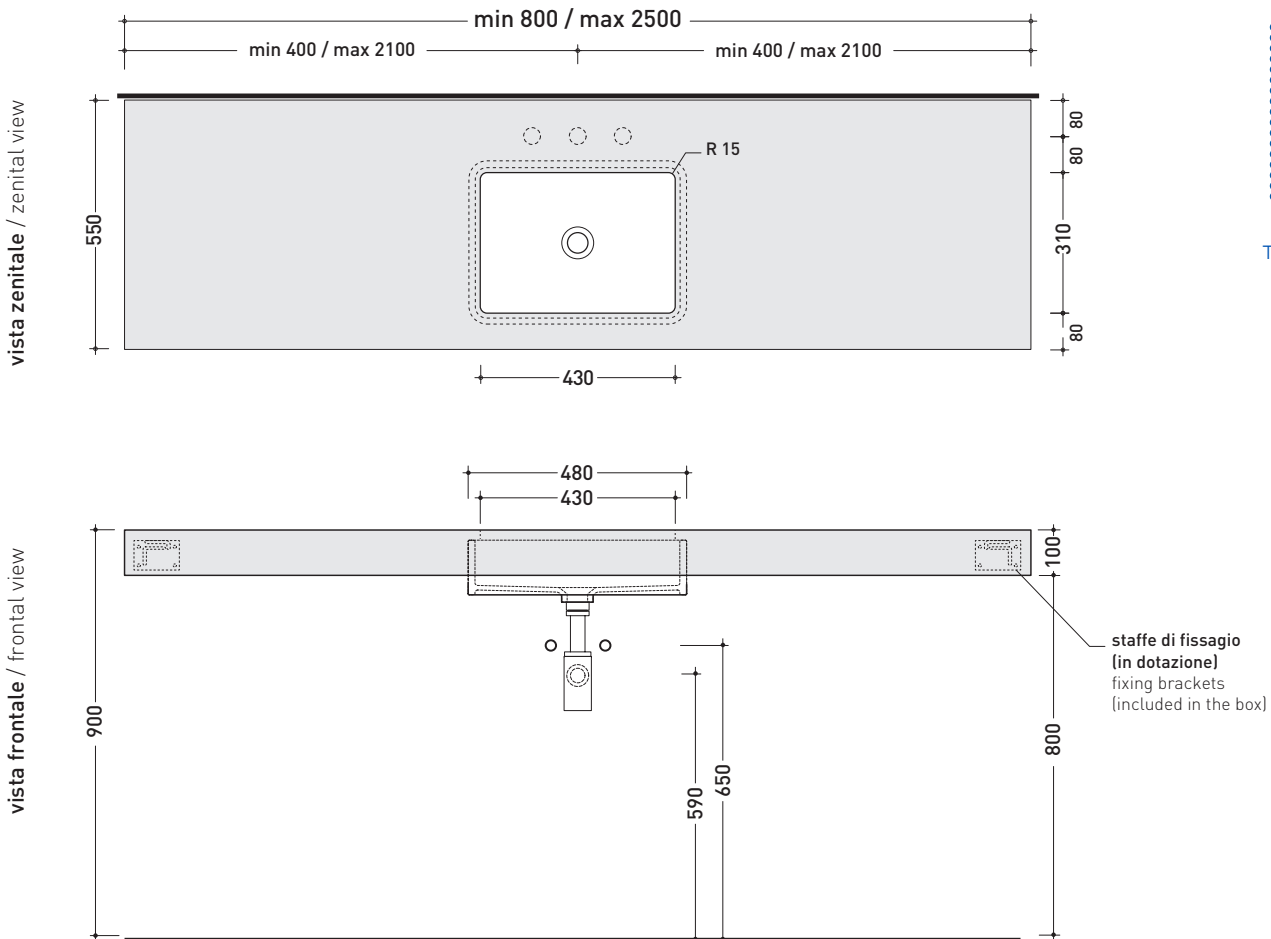
Complements: **Miniwash 48 under-counter basin (MW48SP)**  
MAKE-UP mirrors and lamps  
APP - FLAG - MADRE - SIMPLE mirrors  
Hot/Cold mirror (SPHC)  
Left/Right mirror (SPLR)  
Line mirrors (BASC20 - BASC30 - BASC40)  
Taps basin line: ONE - NOKÈ - FOLD - SI - X1  
Accessories line: TWO - HOOP - NOKÈ - FOLD



Package dim.

Weight

Pz. Pallet n° -



REFERENCE TO  
THE COMPULSORY  
ORDER FORM

sizes in mm

Please consider a 2% tolerance on indicated measurements

PIETRALUCE: glossy finish




white black marine blue red beige sand grey

matt finish



milky white carbone lava grey argilla cenere



MODULO PER LA REALIZZAZIONE DELLE MENSOLE **FLYMAX** A MISURA PER ART. **MW48SP**

**FLYMAX** CUSTOMIZED SHELVES FOR ART. **MW48SP** FORM



**E' obbligatorio fotocopiare questa pagina, compilarla con cura e allegarla all'ordine.**  
It is compulsory to photocopy this page, carefully fill in and attach to the order.

## ➔➔ 1 DETTAGLI ORDINE / ORDER DETAILS

ordinante - buyer	cliente - client
ordine - order n:	data - date:
ref.:	
annotazioni - notes	

## ➔➔ 2 SCELTA ARTICOLO / ITEM CHOICE

E' importante consultare prima la scheda tecnica relativa  
It's important to consult before the technical detail

art. **FY48SP**  
mensola / shelf da / from **80 a / to 250 cm**

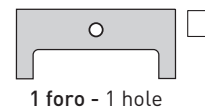
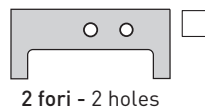
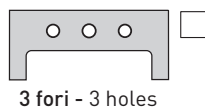
## ➔➔ 3 SCELTA MATERIALE / MATERIAL SELECTION

### PIETRALUCE

- |   |  |  |   |
|---|--|--|---|
| <input type="checkbox"/> bianco - white | <input type="checkbox"/> nero - black      | <input type="checkbox"/> blu ultram. - marine blue | <input type="checkbox"/> latte - milky white  |
| <input type="checkbox"/> grigio - grey  | <input type="checkbox"/> sabbia - sand     | <input type="checkbox"/> carbone - carbone         | <input type="checkbox"/> gr. lava - lava grey |
| <input type="checkbox"/> beige - beige  | <input type="checkbox"/> rosso cuoio - red | <input type="checkbox"/> argilla - argilla         | <input type="checkbox"/> cenere - cenere      |

## ➔➔ 4 SCELTA DETTAGLI / DETAIL SELECTION

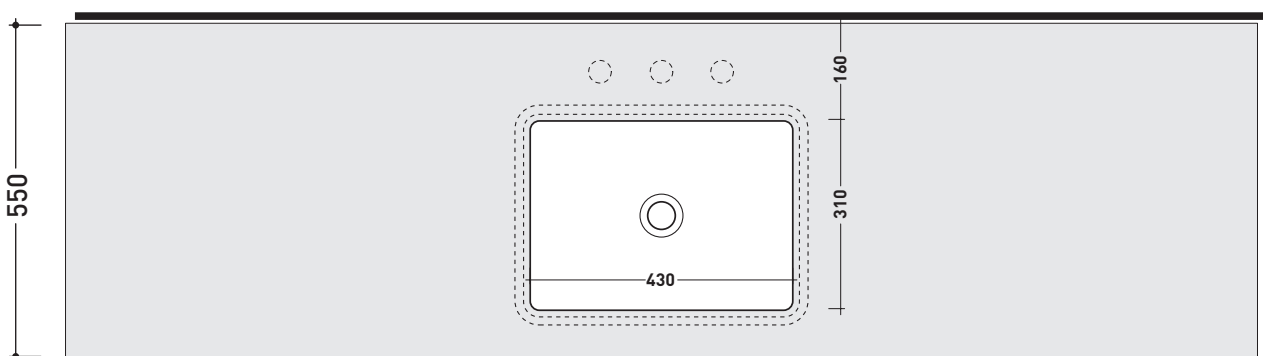
### FORI RUBINETTERIA / TAP HOLES



## ➔➔ 5 SCELTA MISURE / MEASURES



**➔ FLAMINIA.**



lavabo / basin  
**MW48SP**



- **A** = misura interasse lavabo da sinistra / left distance of basin.
- **B** = misura interasse lavabo da destra / right distance of basin.
- **C** = misura totale della mensola / total length of the shelf.
- verificare sempre che / verify that: **A + B = C**.



MODULO PER LA REALIZZAZIONE DELLE MENSOLE **FLYMAX** A MISURA PER DOPPIO ART. **MW48SP**

**FLYMAX CUSTOMIZED SHELVES FOR DOUBLE ART. MW48SP FORM**



**E' obbligatorio fotocopiare questa pagina, compilarla con cura e allegarla all'ordine.**  
It is compulsory to photocopy this page, carefully fill in and attach to the order.

## ➔➔ 1 DETTAGLI ORDINE / ORDER DETAILS

ordinante - buyer \_\_\_\_\_ cliente - client \_\_\_\_\_

ordine - order n: \_\_\_\_\_ data - date: \_\_\_\_\_ ref.: \_\_\_\_\_

annotazioni - notes \_\_\_\_\_

## ➔➔ 2 SCELTA ARTICOLO / ITEM CHOICE

E' importante consultare prima la scheda tecnica relativa  
It's important to consult before the technical detail

art. **FY48SP**  
mensola / shelf da / from 148 a / to 250 cm


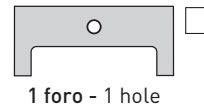
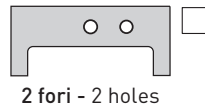
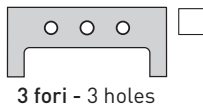
## ➔➔ 3 SCELTA MATERIALE / MATERIAL SELECTION

### PIETRALUCE


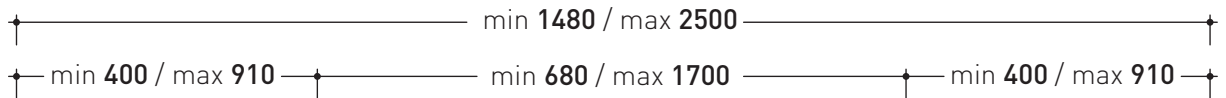
- |   |  |  |   |
|---|--|--|---|
| <input type="checkbox"/> bianco - white | <input type="checkbox"/> nero - black      | <input type="checkbox"/> blu ultram. - marine blue | <input type="checkbox"/> latte - milky white  |
| <input type="checkbox"/> grigio - grey  | <input type="checkbox"/> sabbia - sand     | <input type="checkbox"/> carbone - carbone         | <input type="checkbox"/> gr. lava - lava grey |
| <input type="checkbox"/> beige - beige  | <input type="checkbox"/> rosso cuoio - red | <input type="checkbox"/> argilla - argilla         | <input type="checkbox"/> cenere - cenere      |

## ➔➔ 4 SCELTA DETTAGLI / DETAIL SELECTION

### FORI RUBINETTERIA / TAP HOLES



## ➔➔ 5 SCELTA MISURE / MEASURES



- A = misura interasse lavabo da sinistra / left distance of basin.
- B = misura interasse lavabi / distance between basins.
- C = misura interasse lavabo da destra / right distance of basin.
- D = misura totale della mensola / total length of the shelf.
- verificare sempre che / verify that: **A + B + C = D.**