


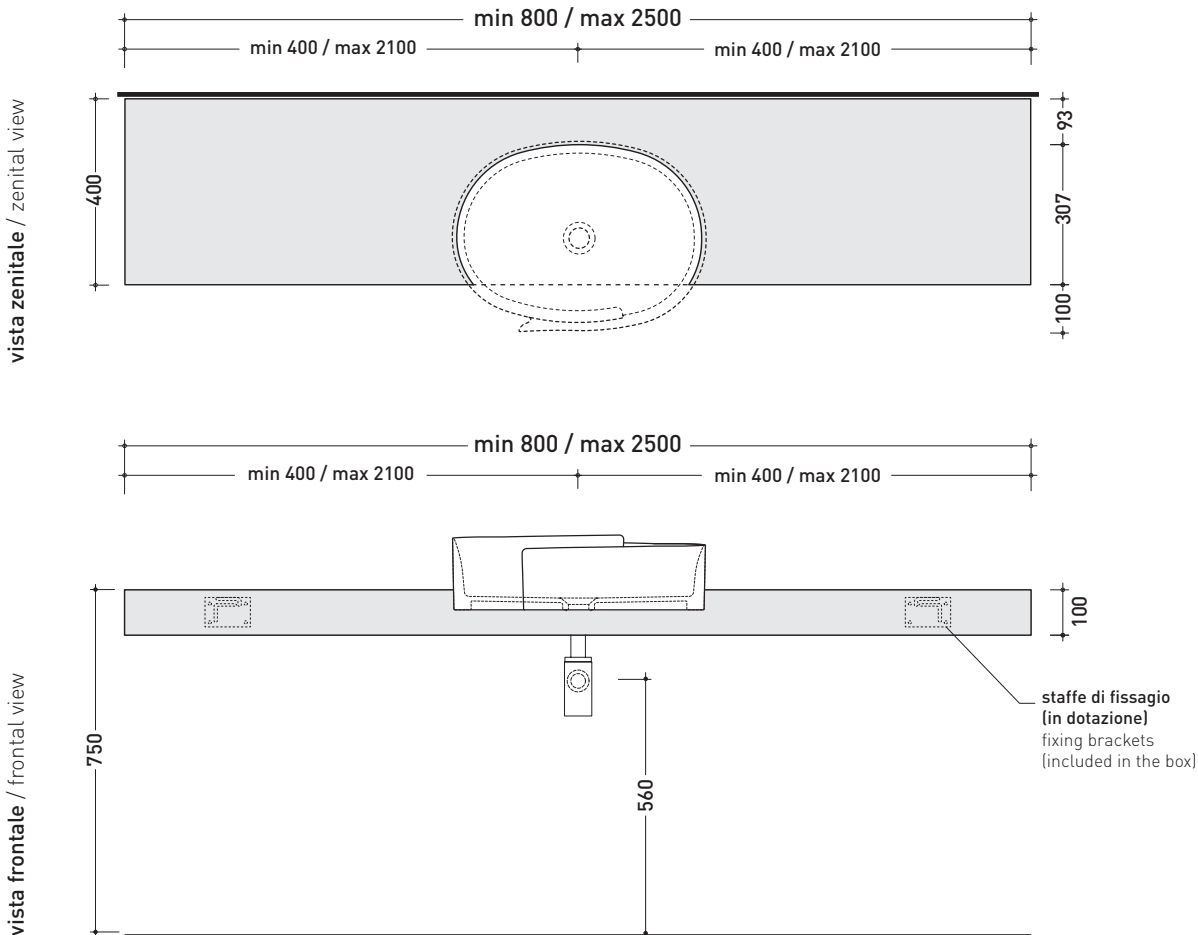
F6RL56S suitable for Roll 56 (RL56S)

Shelf from 80 to 250 x 40 x h 10 cm suitable for Roll 56 semi-inset basin (fixing brackets included)

- Complements:
- Make-Up mirrors and lamps
 - App mirros
 - Simple mirros
 - Hot/Cold mirror (SPHC)
 - Left/Right mirror (SPLR)
 - Line mirrors (BASC20 - BASC30 - BASC40)



Tap holes are not made on this article by Flaminia




REFERENCE TO THE COMPULSORY ORDER FORM

sizes in mm

PIETRALUCE: glossy finish




matt finish





MODULO PER LA REALIZZAZIONE DELLE MENSOLE **FORTY6** A MISURA PER ART. **RL56S**
FORTY6 CUSTOMIZED SHELVES FOR ART. **RL56S** FORM

 **E' obbligatorio fotocopiare questa pagina, compilarla con cura e allegarla all'ordine.**
 It is compulsory to photocopy this page, carefully fill in and attach to the order.

➔➔ **1** DETTAGLI ORDINE / ORDER DETAILS

ordinante - buyer _____ cliente - client _____

ordine - order n: _____ data - date: _____ ref.: _____

annotazioni - notes _____

➔➔ **2** SCELTA ARTICOLO / ITEM CHOICE

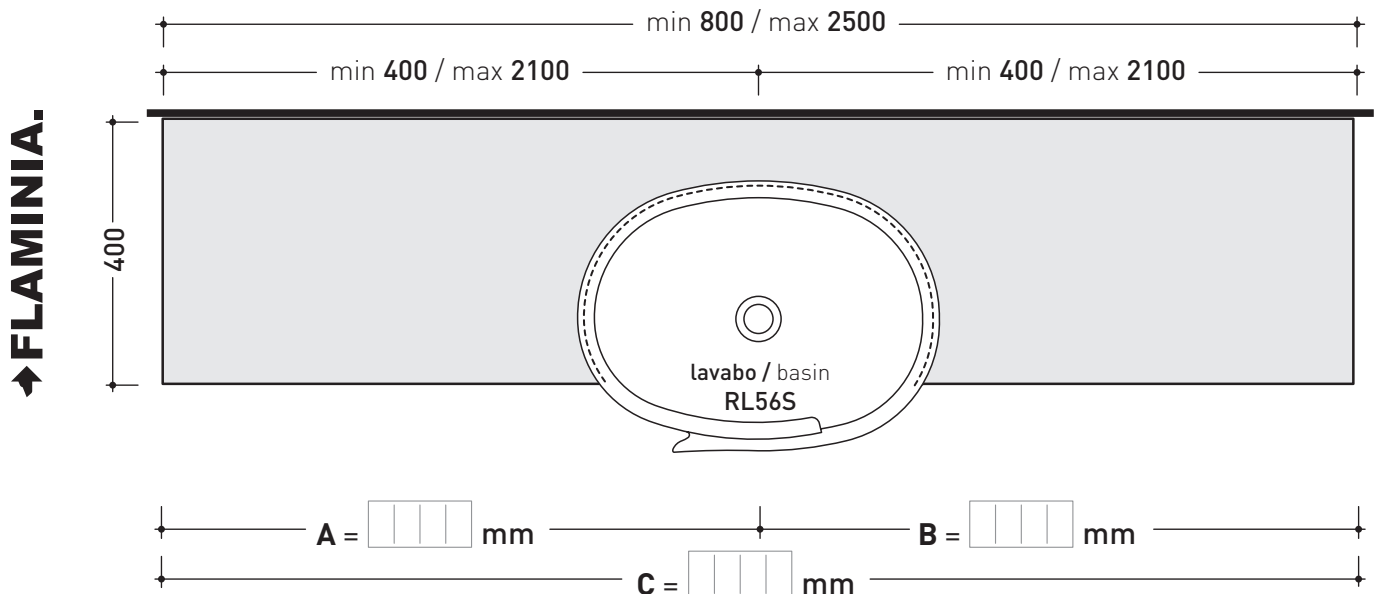
E' importante consultare prima la scheda tecnica relativa
 It's important to consult before the technical detail

art. **F6RL56S**
 mensola / shelf da / from 80 a / to 250 cm

➔➔ **3** SCELTA MATERIALE / MATERIAL SELECTION

PIETRALUCE lucida / glossy		PIETRALUCE opaco / mat	
<input type="checkbox"/> bianco - white	<input type="checkbox"/> sabbia - sand	<input type="checkbox"/> argilla - argilla	<input type="checkbox"/> gr. lava - lava grey
<input type="checkbox"/> grigio - grey	<input type="checkbox"/> nero - black	<input type="checkbox"/> latte - milky white	<input type="checkbox"/> grafite - graphite
<input type="checkbox"/> beige - beige	<input type="checkbox"/> rosso cuoio - red		
<input type="checkbox"/> blu ultram. - marine blue			

➔➔ **4** SCELTA MISURE / MEASURES



• **A** = misura interasse lavabo da sinistra / left distance of basin. • **C** = misura totale della mensola / total length of the shelf.
 • **B** = misura interasse lavabo da destra / right distance of basin. • verificare sempre che / verify that: **A + B = C**.



MODULO PER LA REALIZZAZIONE DELLE MENSOLE **FORTY6** A MISURA PER DOPPIO ART. **RL56S**

FORTY6 CUSTOMIZED SHELVES FOR DOUBLE ART. **RL56S** FORM



E' obbligatorio fotocopiare questa pagina, compilarla con cura e allegarla all'ordine.
It is compulsory to photocopy this page, carefully fill in and attach to the order.

➔➔ **1**

DETTAGLI ORDINE / ORDER DETAILS

ordinante - buyer		cliente - client	
ordine - order n:	data - date:	ref.:	
annotazioni - notes			

➔➔ **2**

SCELTA ARTICOLO / ITEM CHOICE

E' importante consultare prima la scheda tecnica relativa
It's important to consult before the technical detail

art. **F6RL56S**
mensola / shelf da / from 168 a / to 250 cm

➔➔ **3**

SCELTA MATERIALE / MATERIAL SELECTION

PIETRALUCE lucida / glossy

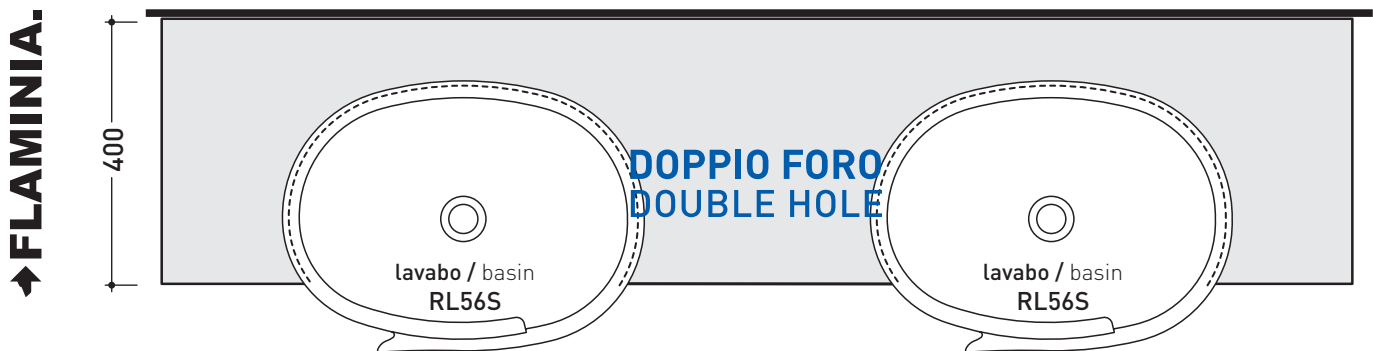
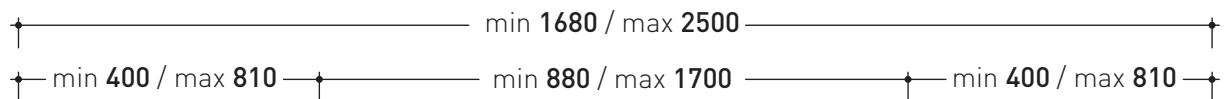
- | | |
|--|--|
| <input type="checkbox"/> bianco - white | <input type="checkbox"/> sabbia - sand |
| <input type="checkbox"/> grigio - grey | <input type="checkbox"/> nero - black |
| <input type="checkbox"/> beige - beige | <input type="checkbox"/> rosso cuoio - red |
| <input type="checkbox"/> blu ultram. - marine blue | |

PIETRALUCE opaco / mat

- | | |
|--|---|
| <input type="checkbox"/> argilla - argilla | <input type="checkbox"/> gr. lava - lava grey |
| <input type="checkbox"/> latte - milky white | <input type="checkbox"/> grafite - graphite |

➔➔ **4**

SCELTA MISURE / MEASURES



- A = misura interasse lavabo da sinistra / left distance of basin.
- B = misura interasse lavabi / distance between basins.
- C = misura interasse lavabo da destra / right distance of basin.
- D = misura totale della mensola / total length of the shelf.
- verificare sempre che / verify that: **A + B + C = D.**