

design FLAMINIA DESIGN TEAM

2010

F6VL66 suitable for Volo 66 (VL66L)


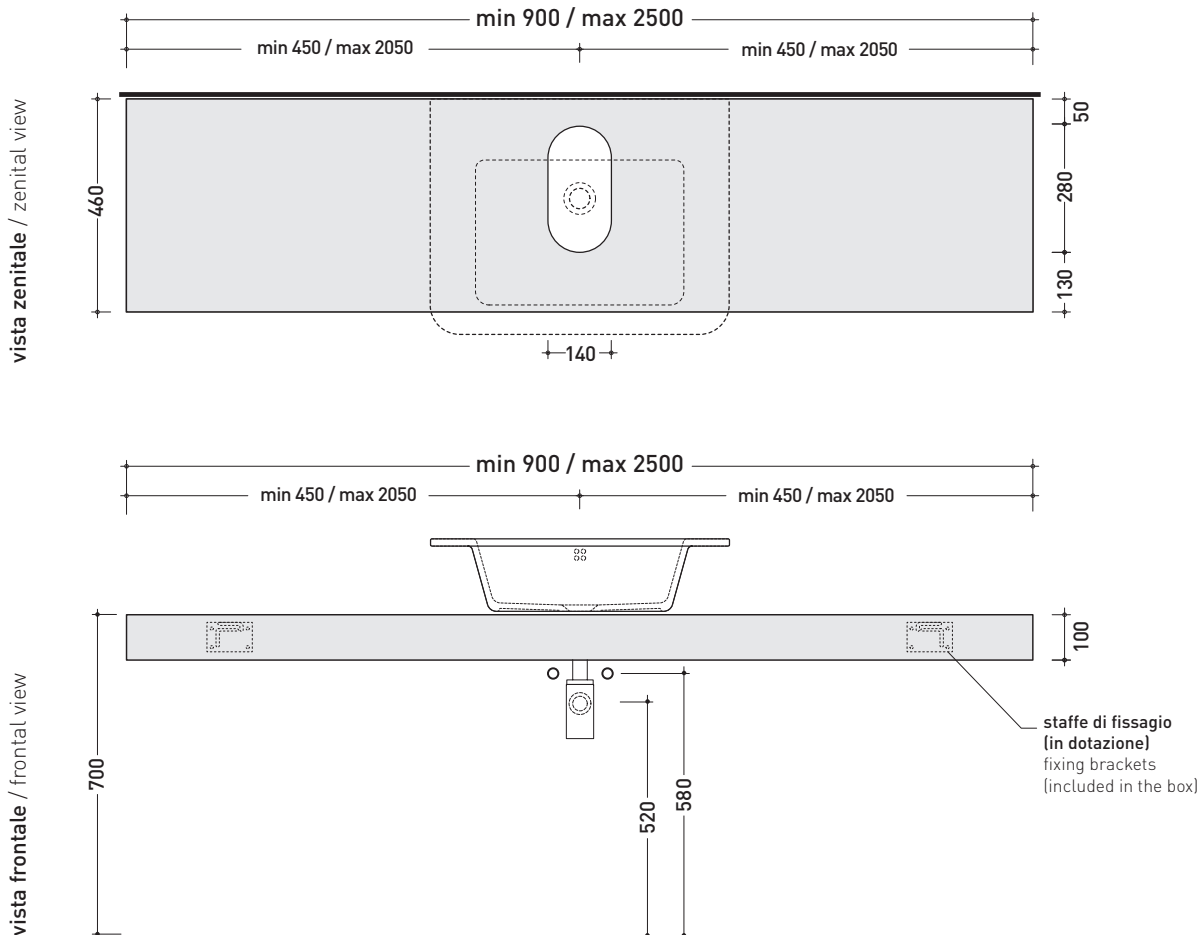
Shelf from 90 to 250 x 46 x h 10 cm suitable for Volo 66 basin
(fixing brackets included)

Complements: MAKE-UP mirrors and lamps
APP, FLAG, MADRE, SIMPLE mirrors
HOT/COLD mirror (SPHC)
LEFT/RIGHT mirror (SPLR)
LINE mirrors (BASC20 - BASC30 - BASC40)



TAP HOLES ARE NOT MADE ON THIS ARTICLE BY FLAMINIA

CE



REFERENCE TO
THE COMPULSORY
ORDER FORM

sizes in mm

PIETRALUCE: glossy finish




matt finish





MODULO PER LA REALIZZAZIONE DELLE MENSOLE **FORTY6** A MISURA PER ART. **VL66L**
FORTY6 CUSTOMIZED SHELVES FOR ART. **VL66L** FORM

 **E' obbligatorio fotocopiare questa pagina, compilarla con cura e allegarla all'ordine.**
 It is compulsory to photocopy this page, carefully fill in and attach to the order.

➔➔ **1** DETTAGLI ORDINE / ORDER DETAILS

ordinante - buyer _____ cliente - client _____

ordine - order n: _____ data - date: _____ ref.: _____

annotazioni - notes _____

➔➔ **2** SCELTA ARTICOLO / ITEM CHOICE

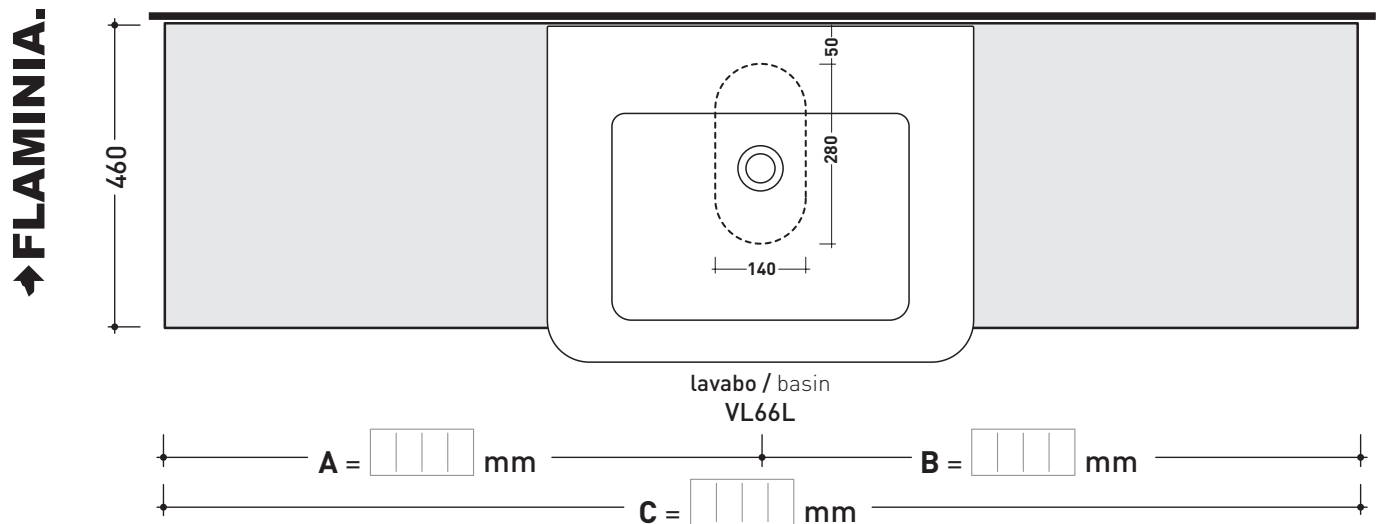
E' importante consultare prima la scheda tecnica relativa
 It's important to consult before the technical detail

art. **F6VL66**
 mensola / shelf da / from 90 a / to 250 cm

➔➔ **3** SCELTA MATERIALE / MATERIAL SELECTION

PIETRALUCE lucida / glossy		PIETRALUCE opaco / mat	
<input type="checkbox"/> bianco - white	<input type="checkbox"/> sabbia - sand	<input type="checkbox"/> argilla - argilla	<input type="checkbox"/> gr. lava - lava grey
<input type="checkbox"/> grigio - grey	<input type="checkbox"/> nero - black	<input type="checkbox"/> latte - milky white	<input type="checkbox"/> carbone - carbone
<input type="checkbox"/> beige - beige	<input type="checkbox"/> rosso cuoio - red	<input type="checkbox"/> cenere - cenere	
<input type="checkbox"/> blu ultram. - marine blue			


➔➔ **4** SCELTA MISURE / MEASURES



• **A** = misura interasse lavabo da sinistra / left distance of basin. • **C** = misura totale della mensola / total length of the shelf.
 • **B** = misura interasse lavabo da destra / right distance of basin. • verificare sempre che / verify that: **A + B = C.**



MODULO PER LA REALIZZAZIONE DELLE MENSOLE **FORTY6** A MISURA PER DOPPIO ART. **VL66L**
FORTY6 CUSTOMIZED SHELVES FOR DOUBLE ART. **VL66L** FORM

 **E' obbligatorio fotocopiare questa pagina, compilarla con cura e allegarla all'ordine.**
 It is compulsory to photocopy this page, carefully fill in and attach to the order.

➔➔ **1** DETTAGLI ORDINE / ORDER DETAILS

ordinante - buyer _____ cliente - client _____

ordine - order n: _____ data - date: _____ ref.: _____

annotazioni - notes _____

➔➔ **2** SCELTA ARTICOLO / ITEM CHOICE

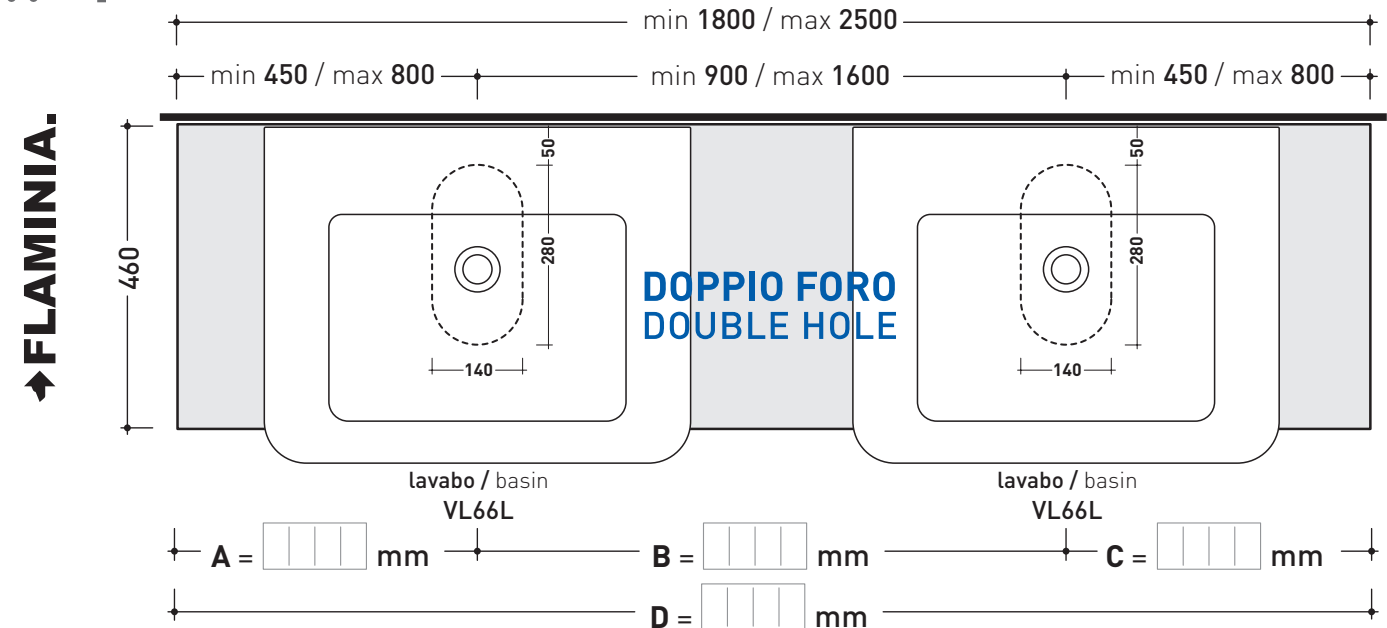
E' importante consultare prima la scheda tecnica relativa
 It's important to consult before the technical detail

art. **F6VL66**
 mensola / shelf da / from 180 a / to 250 cm

➔➔ **3** SCELTA MATERIALE / MATERIAL SELECTION

PIETRALUCE lucida / glossy		PIETRALUCE opaco / mat	
<input type="checkbox"/> bianco - white	<input type="checkbox"/> sabbia - sand	<input type="checkbox"/> argilla - argilla	<input type="checkbox"/> gr. lava - lava grey
<input type="checkbox"/> grigio - grey	<input type="checkbox"/> nero - black	<input type="checkbox"/> latte - milky white	<input type="checkbox"/> carbone - carbone
<input type="checkbox"/> beige - beige	<input type="checkbox"/> rosso cuoio - red	<input type="checkbox"/> cenere - cenere	
<input type="checkbox"/> blu ultram. - marine blue			

➔➔ **4** SCELTA MISURE / MEASURES



- A = misura interasse lavabo da sinistra / left distance of basin.
- B = misura interasse lavabi / distance between basins.
- C = misura interasse lavabo da destra / right distance of basin.
- D = misura totale della mensola / total length of the shelf.
- verificare sempre che / verify that: **A + B + C = D.**