

## QK117RG

Vaso back to wall PLUS\* con sistema goclean®

\* **ATTENZIONE:** connessioni su richiesta

Complementi: Coprivaso avvolgente in termoindurente a discesa rallentata (QKCW03)  
 Coprivaso avvolgente in termoindurente a discesa rallentata (QKCW07)  
 Coprivaso SLIM in termoindurente a discesa rallentata (QKCW05)  
 Coprivaso SLIM in termoindurente a discesa rallentata (QKCW09)

Accessori tecnici:

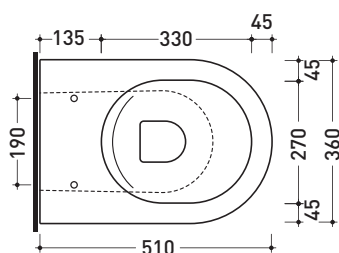
- \*Kit per scarico parete H 230 mm (LKR00)
- \*Kit per scarico pavimento da 50 a 80 mm (LKR90)
- \*Kit per scarico pavimento da 80 a 100 mm (LK8010)
- \*Kit per scarico pavimento da 100 a 120 mm (LK1012)
- \*Kit per scarico pavimento da 120 a 140 mm (LK1214)
- \*Kit per scarico pavimento da 140 a 160 mm (LK1416)
- \*Kit per scarico pavimento da 160 a 180 mm (LKR5)
- \*Kit per scarico pavimento da 180 a 200 mm (LK1820)
- \*Kit per scarico pavimento da 200 a 220 mm (LK2022)
- \*Kit per scarico pavimento da 220 a 300 mm (LK2233)
- Kit di fissaggio a pavimento (9003)

Dim. Imballo | Peso **23,5 kg** | Pz. Pallet n° **18**

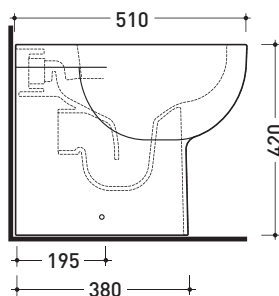
CE UNI EN 997 Dop-No997



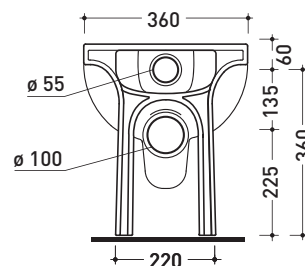
pag. 1/2



vista zenitale / zenital view

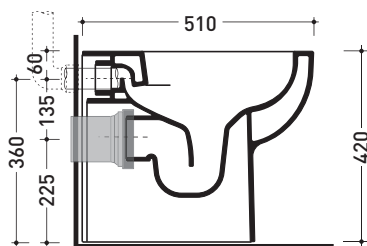


vista laterale / lateral view



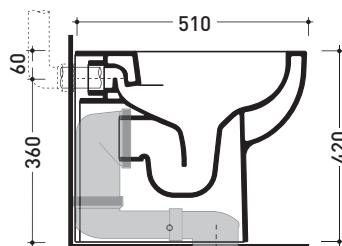
vista retro / back view

**SCARICO A PARETE**  
 PREDISPOSTO PER WC SOSPESO  
 WALL DISCHARGE ARRANGEMENT  
 FOR WALL-HUNG WC



sezione longitudinale / section

**SCARICO A PAVIMENTO**  
 PREDISPOSTO DA 5 A 30 CM  
 ARRANGEMENT DISCHARGE  
 TO FLOOR FROM 5 TO 30 CM



da/from 50 a/to 300 mm

sezione longitudinale / section

dimensioni in mm

Le misure dimensionali riportate hanno una tolleranza del 2%

CERAMICA: finiture lucide

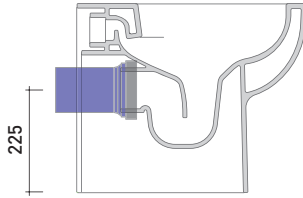


bianco

**FLAMINIA consiglia**  
 l'abbinamento di questo Wc  
 con passo rapido/flussometro  
 e cassette alte tradizionali.

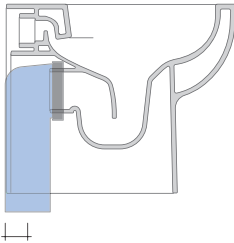
## KIT PER SCARICO PARETE / KIT SUITABLE FOR WALL TRAP

**LKR00** (SET: LKR00)



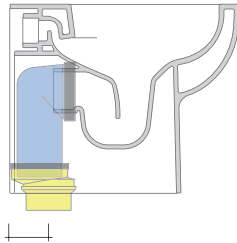
## KIT PER SCARICO PAVIMENTO / KIT SUITABLE FOR FLOOR TRAP

**LKR90** (SET: LKR90)



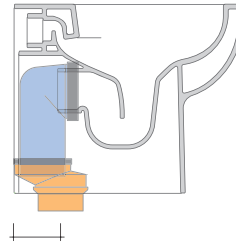
da/from 50 a/to 80 mm

**LK8010** (SET: LKR90+LKR20)



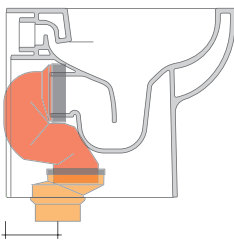
da/from 80 a/to 100 mm

**LK1012** (SET: LKR90+LKR40)



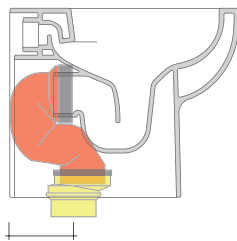
da/from 100 a/to 120 mm

**LK1214** (SET: LKRS+LKR40)



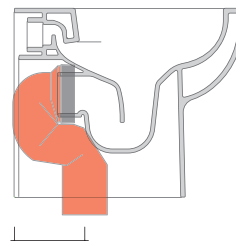
da/from 120 a/to 140 mm

**LK1416** (SET: LKRS+LKR20)



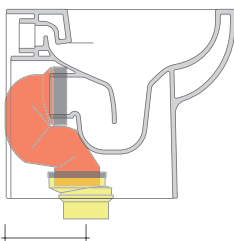
da/from 140 a/to 160 mm

**LK1618** (SET: LKRS)



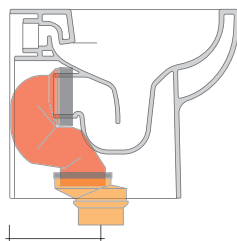
da/from 160 a/to 180 mm

**LK1820** (SET: LKRS+LKR20)



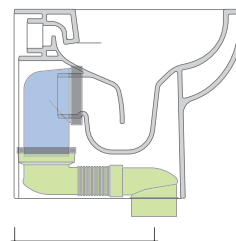
da/from 180 a/to 200 mm

**LK2022** (SET: LKRS+LKR40)



da/from 200 a/to 220 mm

**LK2233** (SET: LKR90+LKR33)



da/from 220 a/to 300\* mm

**ATTENZIONE / WARNING: LE CONNESSIONI DI SCARICO NON SONO INCLUSE / THE DRAINAGE CONNECTORS ARE NOT INCLUDED**