

## QK117RG

Back to wall wc PLUS\* goclean®

\* WARNING: bends and connectors are on demand

Complements: Soft-closing thermosetting wrapping seat&cover (QKCW03)  
Soft-closing thermosetting wrapping seat&cover (QKCW07)  
SLIM soft-closing thermosetting seat&cover (QKCW05)  
SLIM soft-closing thermosetting seat&cover (QKCW09)

Technical accessories:

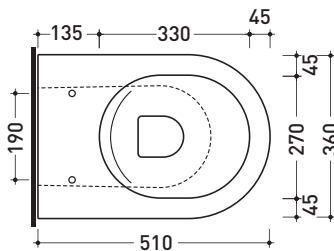
- \*Kit suitable for wall trap H 230 mm (LKR00)
- \*Kit suitable for floor trap from 50 to 80 mm (LKR90)
- \*Kit suitable for floor trap from 80 to 100 mm (LKR8010)
- \*Kit suitable for floor trap from 100 to 120 mm (LKR1012)
- \*Kit suitable for floor trap from 120 to 140 mm (LKR1214)
- \*Kit suitable for floor trap from 140 to 160 mm (LKR1416)
- \*Kit suitable for floor trap from 160 to 180 mm (LKR8)
- \*Kit suitable for floor trap from 180 to 200 mm (LKR1820)
- \*Kit suitable for floor trap from 200 to 220 mm (LKR2022)
- \*Kit suitable for floor trap from 220 to 300 mm (LKR2233)
- Kit di fissaggio a pavimento (9003)

Dim. Imballo | Peso **23,5 kg** | Pz. Pallet n° **18**

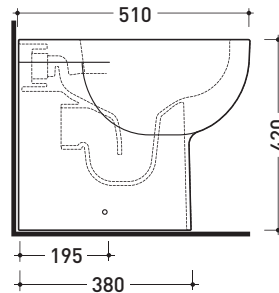
CE UNI EN 997 Dop-No997



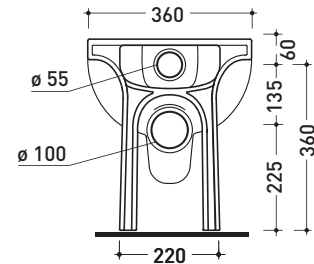
pag. 1/2



vista zenitale / zenital view

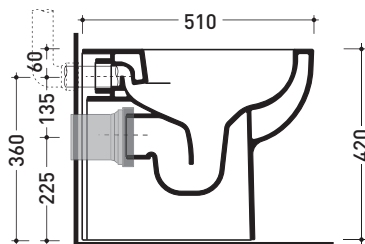


vista laterale / lateral view



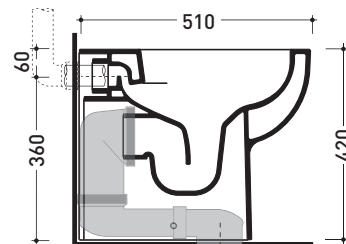
vista retro / back view

**SCARICO A PARETE**  
PREDISPOSTO PER WC SOSPESO  
WALL DISCHARGE ARRANGEMENT  
FOR WALL-HUNG WC



sezione longitudinale / section

**SCARICO A PAVIMENTO**  
PREDISPOSTO DA 5 A 30 CM  
ARRANGEMENT DISCHARGE  
TO FLOOR FROM 5 TO 30 CM



da/from 50 a/to 300 mm

sezione longitudinale / section

sizes in mm

Please consider a 2% tolerance on indicated measurements

CERAMIC: glossy finish

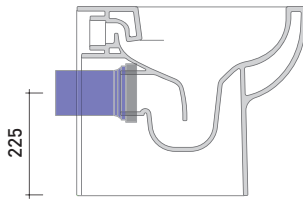


white

**FLAMINIA does not recommend combining this toilet model with rapid-flow/flushometer systems or traditional high tanks**

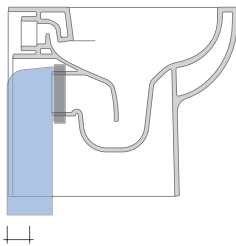
## KIT SUITABLE FOR WALL TRAP

**LKR00** (SET: LKR00)



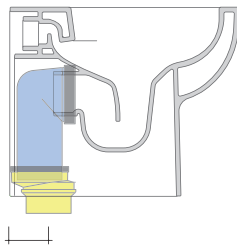
## KIT SUITABLE FOR FLOOR TRAP

**LKR90** (SET: LKR90)



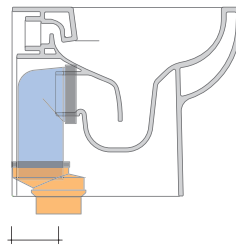
da/50 a/to 80 mm

**LK8010** (SET: LKR90+LKR20)



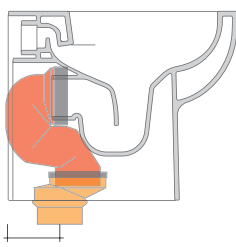
da/80 a/to 100 mm

**LK1012** (SET: LKR90+LKR40)



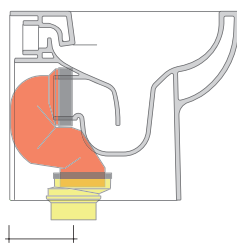
da/100 a/to 120 mm

**LK1214** (SET: LKRS+LKR40)



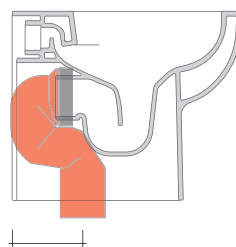
da/120 a/to 140 mm

**LK1416** (SET: LKRS+LKR20)



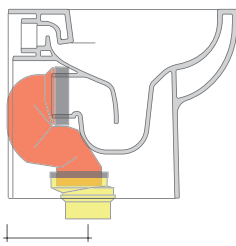
da/140 a/to 160 mm

**LK1618** (SET: LKRS)



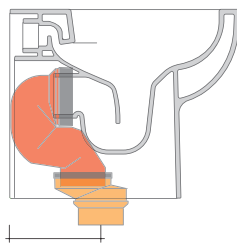
da/160 a/to 180 mm

**LK1820** (SET: LKRS+LKR20)



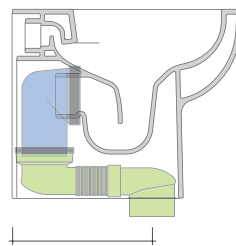
da/180 a/to 200 mm

**LK2022** (SET: LKRS+LKR40)



da/200 a/to 220 mm

**LK2233** (SET: LKR90+LKR33)



da/220 a/to 300\* mm

**WARNING: THE DRAINAGE CONNECTORS ARE NOT INCLUDED**