


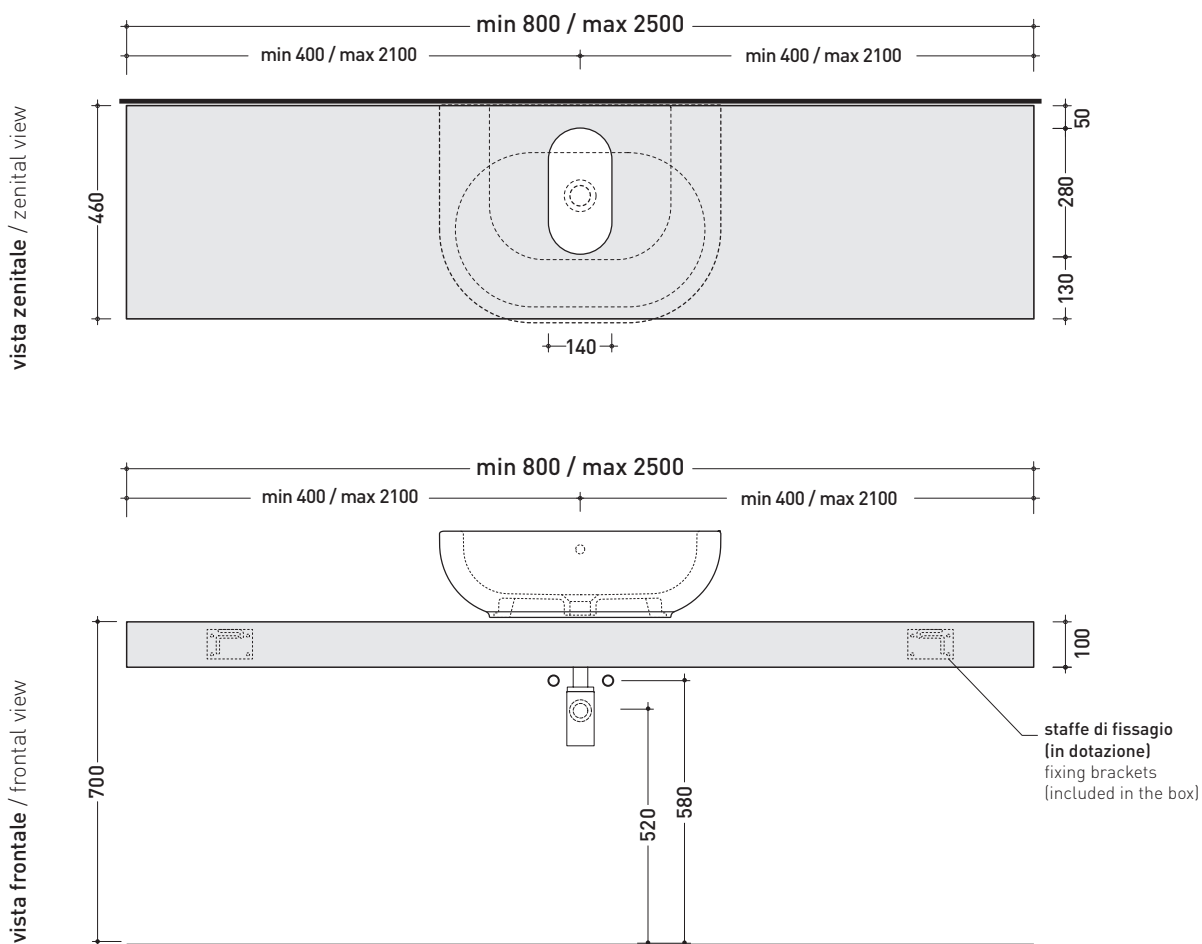
## F6PS62 per Pass 62 (PS62L)

Mensola da cm 80 a 250 x 46 x h 10 per lavabo Pass 62  
(staffe di fissaggio incluse)

Complementi: Specchi e Lampade Make-Up  
Specchi App  
Specchi Simple  
Specchio Hot/Cold (SPHC)  
Specchio Left/Right (SPLR)  
Specchi Line (BASC20 - BASC30 - BASC40)



Su questo prodotto Flaminia non pratica fori rubinetteria



RIFERIMENTO  
MODULO ORDINE  
OBBLIGATORIO


dimensioni in mm

PIETRALUCE: finiture lucide



finiture opache





MODULO PER LA REALIZZAZIONE DELLE MENSOLE **FORTY6** A MISURA PER ART. **PS62L**

**FORTY6** CUSTOMIZED SHELVES FOR ART. **PS62L** FORM



**E' obbligatorio fotocopiare questa pagina, compilarla con cura e allegarla all'ordine.**  
It is compulsory to photocopy this page, carefully fill in and attach to the order.

➔➔ **1**

**DETTAGLI ORDINE / ORDER DETAILS**

ordinante - buyer cliente - client

ordine - order n: \_\_\_\_\_ data - date: \_\_\_\_\_ ref.: \_\_\_\_\_

annotazioni - notes \_\_\_\_\_

➔➔ **2**

**SCELTA ARTICOLO / ITEM CHOICE**

E' importante consultare prima la scheda tecnica relativa  
It's important to consult before the technical detail

**art. F6PS62**  
mensola / shelf da / from 80 a / to 250 cm

➔➔ **3**

**SCELTA MATERIALE / MATERIAL SELECTION**

**PIETRALUCE** lucida / glossy

- bianco - white
- grigio - grey
- beige - beige
- blu ultram. - marine blue

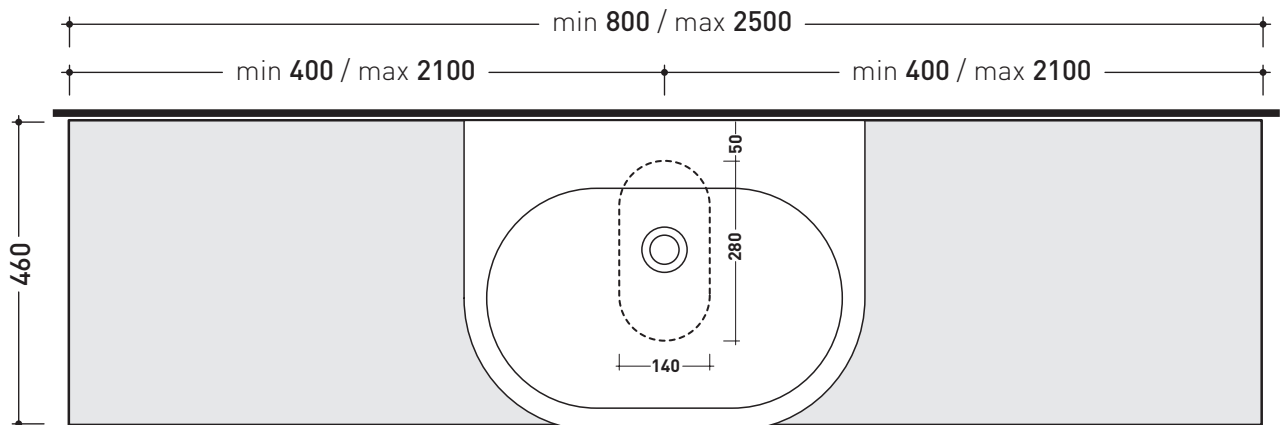
- sabbia - sand
- nero - black
- rosso cuoio - red

**PIETRALUCE** opaco / mat

- argilla - argilla
- latte - milky white
- gr. lava - lava grey
- grafite - graphite

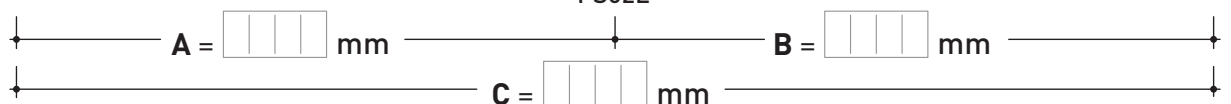
➔➔ **4**

**SCELTA MISURE / MEASURES**



**➔ FLAMINIA.**

lavabo / basin  
PS62L



- A = misura interasse lavabo da sinistra / left distance of basin.
- B = misura interasse lavabo da destra / right distance of basin.
- C = misura totale della mensola / total length of the shelf.
- verificare sempre che / verify that: **A + B = C.**



MODULO PER LA REALIZZAZIONE DELLE MENSOLE **FORTY6** A MISURA PER DOPPIO ART. **PS62L**  
**FORTY6** CUSTOMIZED SHELVES FOR DOUBLE ART. **PS62L** FORM



**E' obbligatorio fotocopiare questa pagina, compilarla con cura e allegarla all'ordine.**  
 It is compulsory to photocopy this page, carefully fill in and attach to the order.

➔➔ **1**

**DETTAGLI ORDINE / ORDER DETAILS**

ordinante - buyer		cliente - client	
ordine - order n:	data - date:	ref.:	
annotazioni - notes			

➔ **2**

**SCELTA ARTICOLO / ITEM CHOICE**

E' importante consultare prima la scheda tecnica relativa  
 It's important to consult before the technical detail

art. **F6PS62**  
 mensola / shelf da / from 172 a / to 250 cm

➔➔ **3**

**SCELTA MATERIALE / MATERIAL SELECTION**

**PIETRALUCE** lucida / glossy

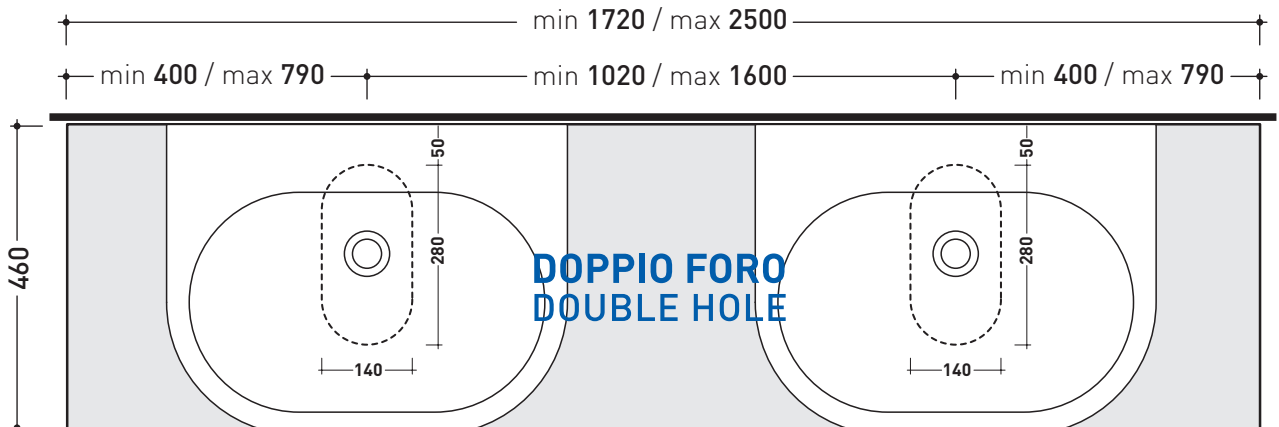
- |  |  |
|--|--|
| <input type="checkbox"/> bianco - white            | <input type="checkbox"/> sabbia - sand     |
| <input type="checkbox"/> grigio - grey             | <input type="checkbox"/> nero - black      |
| <input type="checkbox"/> beige - beige             | <input type="checkbox"/> rosso cuoio - red |
| <input type="checkbox"/> blu ultram. - marine blue |  |

**PIETRALUCE** opaco / mat

- |  |   |
|--|---|
| <input type="checkbox"/> argilla - argilla   | <input type="checkbox"/> gr. lava - lava grey |
| <input type="checkbox"/> latte - milky white | <input type="checkbox"/> grafite - graphite   |

➔➔ **4**

**SCELTA MISURE / MEASURES**



➔ **FLAMINIA.**

lavabo / basin PS62L      lavabo / basin PS62L

A =  mm      B =  mm      C =  mm

D =  mm

- A = misura interasse lavabo da sinistra / left distance of basin.
- B = misura interasse lavabi / distance between basins.
- C = misura interasse lavabo da destra / right distance of basin.
- D = misura totale della mensola / total length of the shelf.
- verificare sempre che / verify that: **A + B + C = D.**