

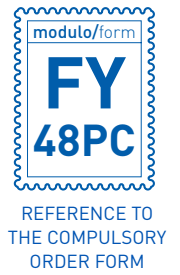
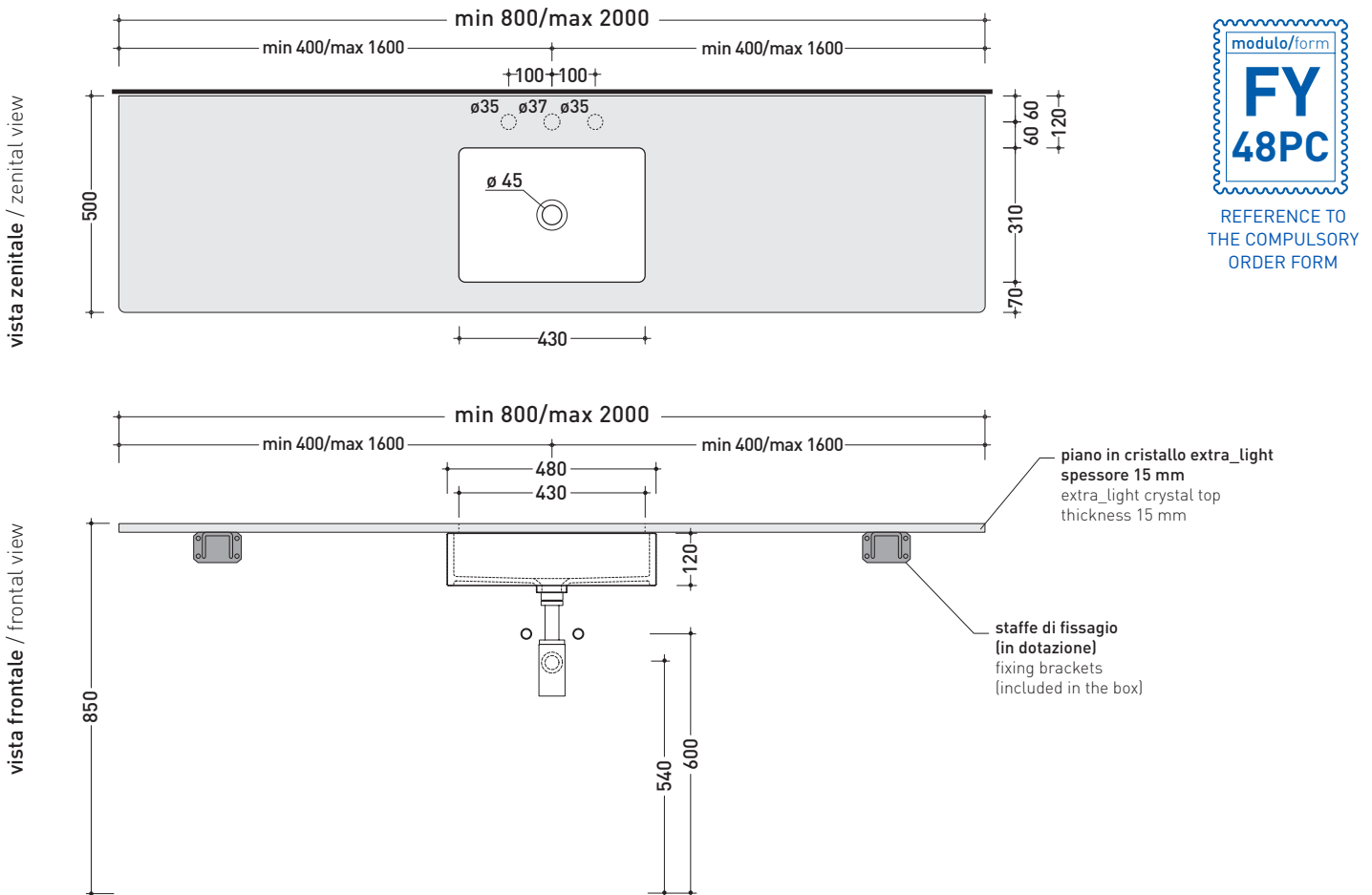
FY48PC + MW48SP

Varnished extra_light crystal top from 80 to 200 cm
suitable for Miniwash 48 under-counter basin (fixing brackets included)

Complements: **Miniwash 48 under-counter basin (MW48SP)**
Make-Up mirrors and lamps
Simple mirrors
Hot/Cold mirror (SPHC)
Left/Right mirror (SPLR)
Line mirrors (BASC20 - BASC30 - BASC40)
Taps basin line: ONE - NOKÈ - FOLD - SI - X1
Accessories line: TWO - HOOP - NOKÈ - FOLD

Technical accessories: **Chrome siphon (SIFL/CR) - Telescopic chrome siphon (SIFL066)**
Stop & Go drain (PLSG)
CERAMIC Stop & Go drain (PLCE)
Two piece set chrome tap filters (RF026)

Package dim. | Weight | Pz. Pallet n° -



sizes in mm

Please consider a 2% tolerance on indicated measurements


CRYSTAL: glossy finish




white



black



MODULO PER LA REALIZZAZIONE DEI PIANI IN CRISTALLO **FLY** A MISURA PER DOPPIO ART. **MW48SP**
FLY CUSTOMIZED CRYSTAL SHELVES FOR DOUBLE ART. MW48SP FORM

 **E' obbligatorio fotocopiare questa pagina, compilarla con cura e allegarla all'ordine.**
 Is compulsory to photocopy this page, carefully fill in and attach to the order.

➔➔ **1** **DETTAGLI ORDINE / ORDER DETAILS**

ordinante - buyer _____ cliente - client _____

ordine - order n: _____ data - date: _____ ref.: _____

annotazioni - notes _____

➔➔ **2** **SCelta ARTICOLO / ITEM CHOICE**

E' importante consultare prima la scheda tecnica relativa
 It's important to consult before the technical detail

art. **FY48PC**
 mensola / shelf da / from **140 a / to 200 cm**

➔➔ **3** **SCelta COLORE / COLOUR SELECTION**

CRISTALLO EXTRA_LIGHT
EXTRA_LIGHT CRYSTAL

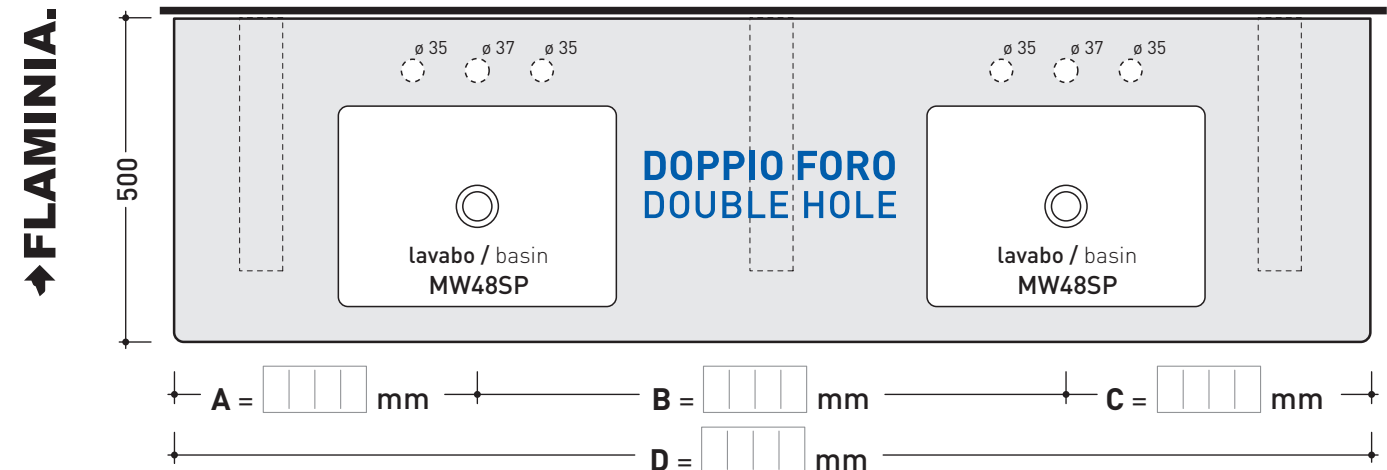
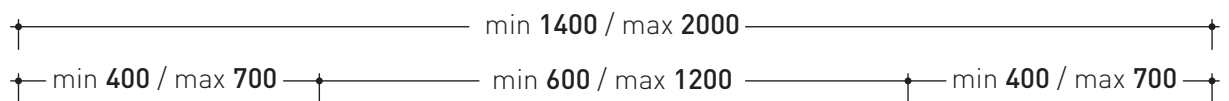
bianco - white nero - black

➔➔ **4** **SCelta DETTAGLI / DETAILS SELECTION**


FORI RUBINETTERIA / TAP HOLES



➔➔ **5** **SCelta MISURE / MEASURES**



- **A** = misura interasse lavabo da sinistra / left distance of basin.
- **B** = misura interasse lavabo da destra / right distance of basin.
- **C** = misura totale del piano / total length of the shelf.
- verificare sempre che / verify that: **A + B + C = D.**



MODULO PER LA REALIZZAZIONE DEI PIANI IN CRISTALLO **FLY** A MISURA PER DOPPIO ART. **MW48SP**
FLY CUSTOMIZED CRYSTAL SHELVES FOR DOUBLE ART. MW48SP FORM



E' obbligatorio fotocopiare questa pagina, compilarla con cura e allegarla all'ordine.
 Is compulsory to photocopy this page, carefully fill in and attach to the order.

➔➔ 1 DETTAGLI ORDINE / ORDER DETAILS

ordinante - buyer cliente - client

ordine - order n: _____ data - date: _____ ref.: _____

annotazioni - notes

➔➔ 2 SCELTA ARTICOLO / ITEM CHOICE

E' importante consultare prima la scheda tecnica relativa
 It's important to consult before the technical detail

art. **FY48PC**
 mensola / shelf da / from 140 a / to 200 cm

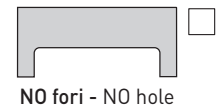
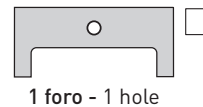
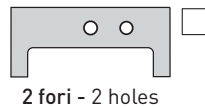
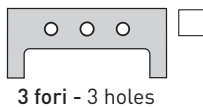
➔➔ 3 SCELTA COLORE / COLOUR SELECTION

CRISTALLO EXTRA_LIGHT
 EXTRA_LIGHT CRYSTAL

bianco - white nero - black

➔➔ 4 SCELTA DETTAGLI / DETAILS SELECTION

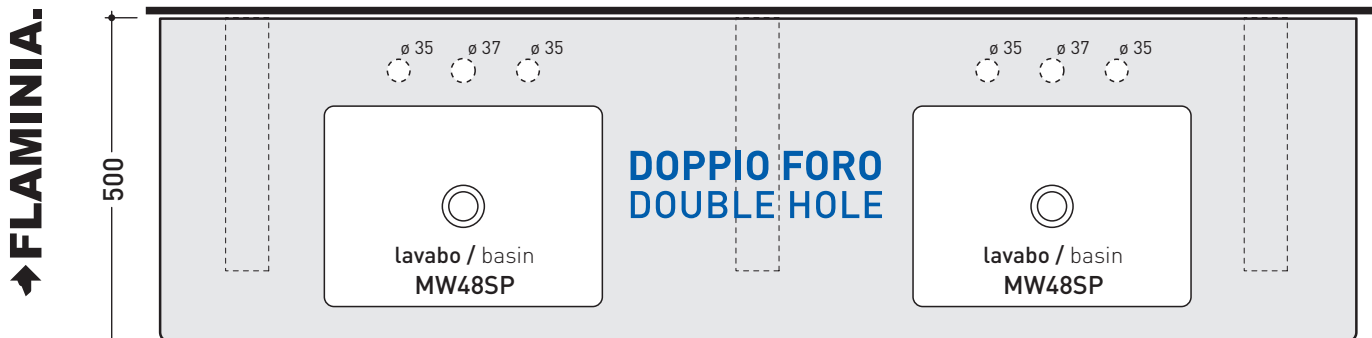
FORI RUBINETTERIA / TAP HOLES



➔➔ 5 SCELTA MISURE / MEASURES

min 1400 / max 2000

min 400 / max 700 min 600 / max 1200 min 400 / max 700



A = mm B = mm C = mm

D = mm

- A = misura interasse lavabo da sinistra / left distance of basin.
- B = misura interasse lavabo da destra / right distance of basin.
- C = misura totale del piano / total length of the shelf.
- C = misura totale del piano / total length of the shelf.
- verificare sempre che / verify that: **A + B + C = D.**