

Miniwash Fly

➔ **FLAMINIA.**

design **FLAMINIA DESIGN TEAM**

2006

FY40PC + MW40SP

Varnished extra_light crystal top from 80 to 200 cm
suitable for Miniwash 40 under-counter basin (fixing brackets included)

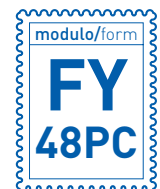
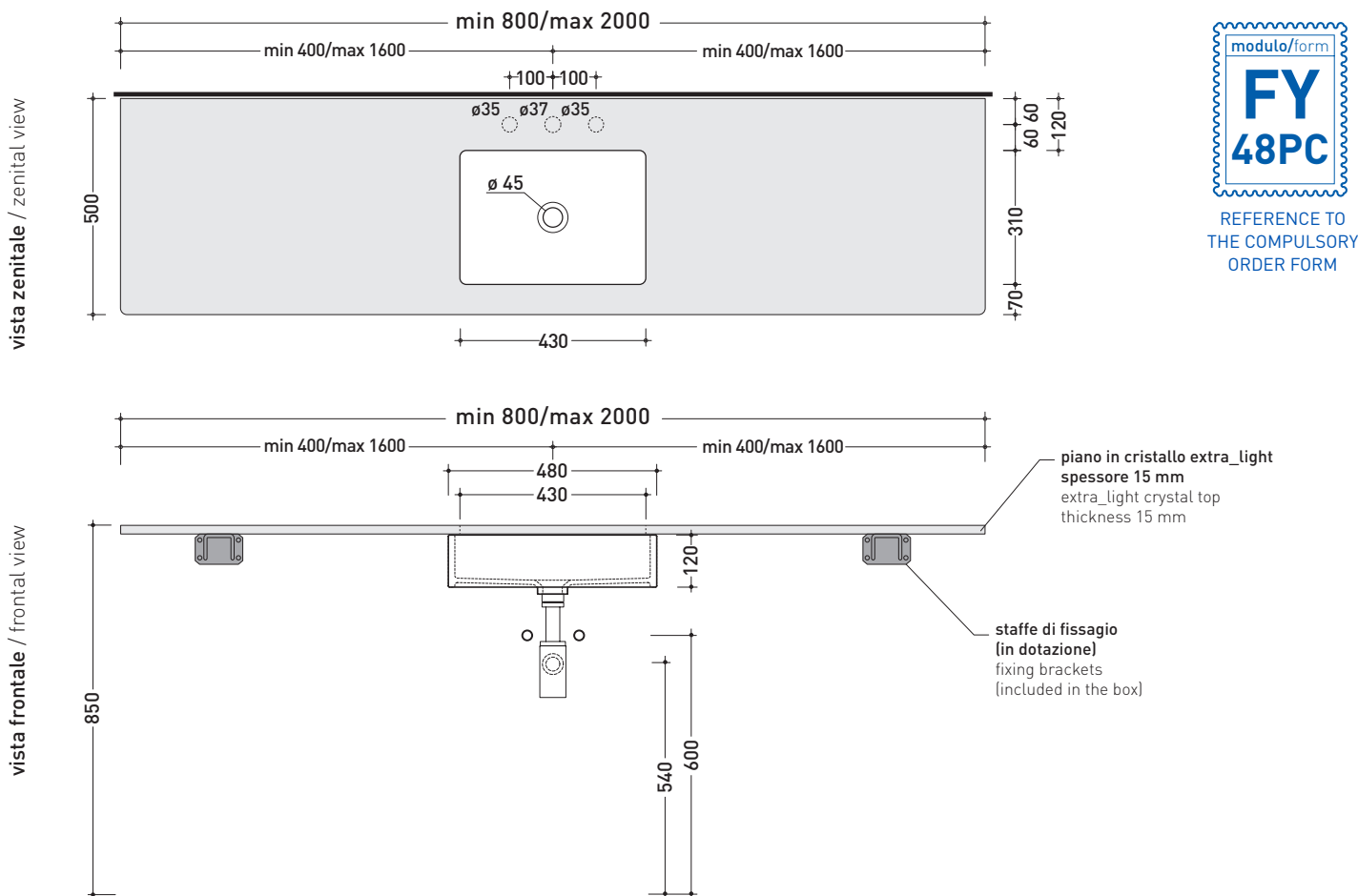
Complements: **Miniwash 40 under-counter basin (MW40SP)**
Make-Up mirrors and lamps
Simple mirrors
Hot/Cold mirror (SPHC)
Left/Right mirror (SPLR)
Line mirrors (BASC20 - BASC30 - BASC40)
Taps basin line: ONE - NOKÈ - FOLD - SI - X1
Accessories line: TWO - HOOP - NOKÈ - FOLD

Technical accessories: **Chrome siphon (SIFL/CR) - Telescopic chrome siphon (SIFL066)**
Stop & Go drain (PLSG)
CERAMIC Stop & Go drain (PLCE)
Two piece set chrome tap filters (RF026)

Package dim. | Weight | Pz. Pallet n° -



CE



REFERENCE TO
THE COMPULSORY
ORDER FORM

sizes in mm

Please consider a 2% tolerance on indicated measurements

CRYSTAL: glossy finish



white



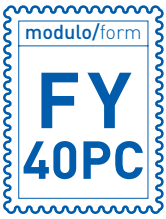
black

<http://www.ceramicaflaminia.it/it/products/300-miniwash-fly>

©ceramicaflaminiaspa - All rights reserved. Unauthorized copying, publication, reproduction as well as partial reproduction are prohibited

april 2020





MODULO PER LA REALIZZAZIONE DEI PIANI IN CRISTALLO **FLY** A MISURA PER ART. **MW40SP**
FLY CUSTOMIZED CRYSTAL SHELVES FOR ART. MW40SP FORM

E' obbligatorio fotocopiare questa pagina, compilarla con cura e allegarla all'ordine.
 Is compulsory to photocopy this page, carefully fill in and attach to the order.

» **1** DETTAGLI ORDINE / ORDER DETAILS

ordinante - buyer	cliente - client
ordine - order n:	data - date:
ref.:	
annotazioni - notes	

» **2** SCELTA ARTICOLO / ITEM CHOICE

E' importante consultare prima la scheda tecnica relativa
 It's important to consult before the technical detail

art. **FY40PC**
 mensola / shelf da / from **80 a / to 200 cm**

» **3** SCELTA COLORE / COLOUR SELECTION

CRISTALLO EXTRA_LIGHT
EXTRA_LIGHT CRYSTAL

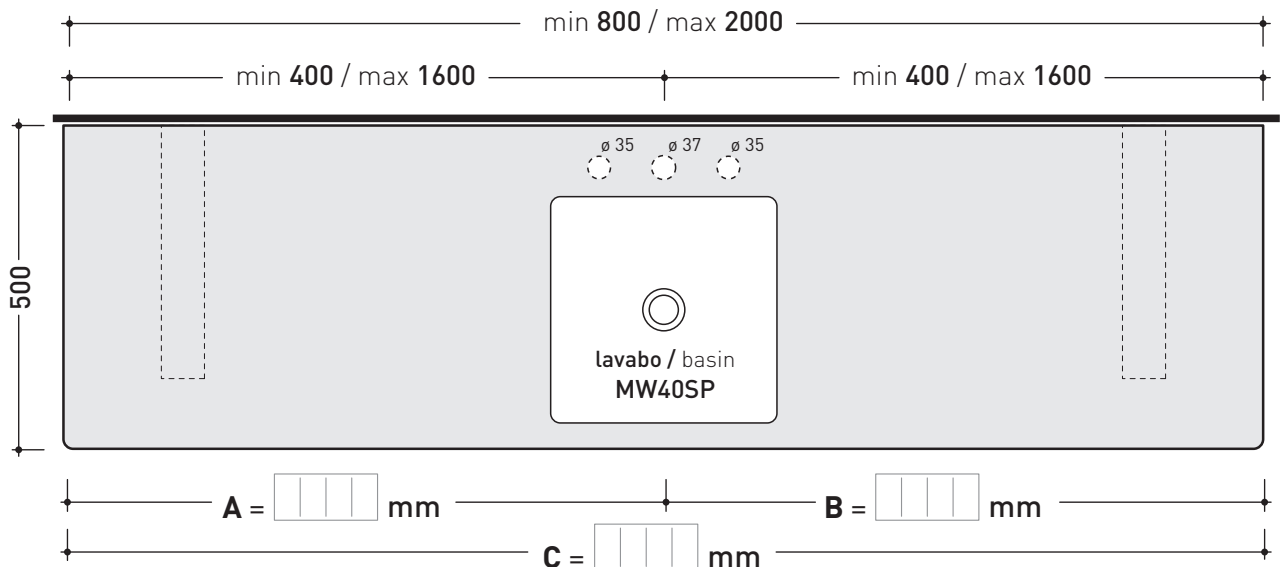
bianco - white nero - black

» **4** SCELTA DETTAGLI / DETAILS SELECTION

FORI RUBINETTERIA / TAP HOLES


 3 fori - 3 holes <input type="checkbox"/>	 2 fori - 2 holes <input type="checkbox"/>	 1 foro - 1 hole <input type="checkbox"/>	 NO fori - NO hole <input type="checkbox"/>
---	---	--	--

» **5** SCELTA MISURE / MEASURES



→ FLAMINIA.

- **A** = misura interasse lavabo da sinistra / left distance of basin.
- **B** = misura interasse lavabo da destra / right distance of basin.
- **C** = misura totale del piano / total length of the shelf.
- verificare sempre che / verify that: **A + B = C.**



MODULO PER LA REALIZZAZIONE DEI PIANI IN CRISTALLO **FLY** A MISURA PER DOPPIO ART. **MW40SP**
FLY CUSTOMIZED CRYSTAL SHELVES FOR DOUBLE ART. MW40SP FORM



E' obbligatorio fotocopiare questa pagina, compilarla con cura e allegarla all'ordine.
 Is compulsory to photocopy this page, carefully fill in and attach to the order.

➔➔ **1** **DETTAGLI ORDINE / ORDER DETAILS**

ordinante - buyer _____ cliente - client _____

ordine - order n: _____ data - date: _____ ref.: _____

annotazioni - notes _____

➔➔ **2** **SCelta ARTICOLO / ITEM CHOICE**

E' importante consultare prima la scheda tecnica relativa
 It's important to consult before the technical detail

art. **FY40PC**
 mensola / shelf da / from **140 a / to 200 cm**

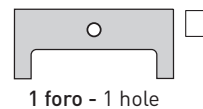
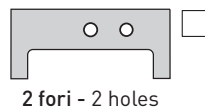
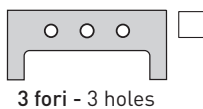
➔➔ **3** **SCelta COLORE / COLOUR SELECTION**

CRISTALLO EXTRA_LIGHT
EXTRA_LIGHT CRYSTAL

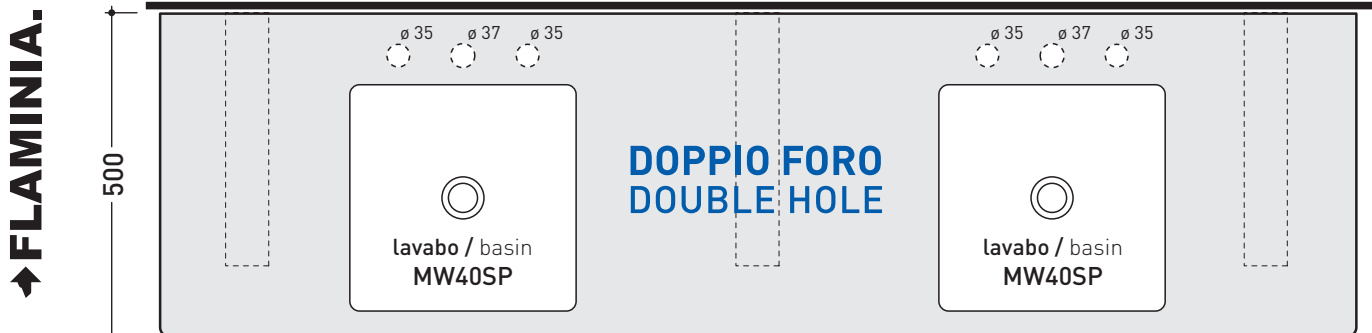
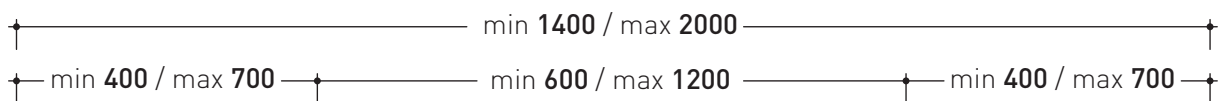
bianco - white nero - black

➔➔ **4** **SCelta DETTAGLI / DETAILS SELECTION**

FORI RUBINETTERIA / TAP HOLES



➔➔ **5** **SCelta MISURE / MEASURES**



- **A** = misura interasse lavabo da sinistra / left distance of basin.
- **B** = misura interasse lavabo da destra / right distance of basin.
- **C** = misura totale del piano / total length of the shelf.
- verificare sempre che / verify that: **A + B + C = D.**