

2017

BXPR51 L 70/245 x P 51 x H 18

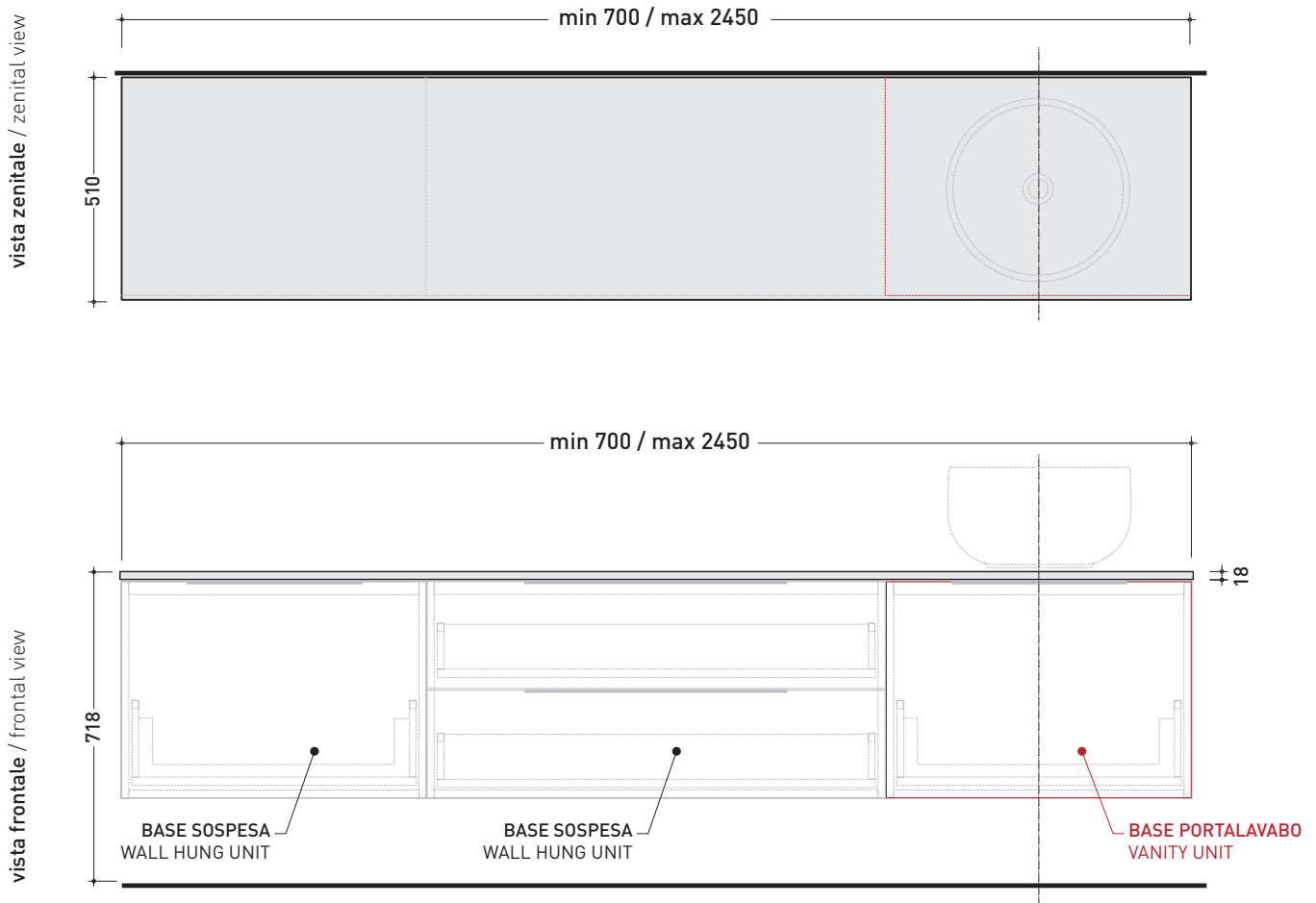
Wooden top from 70 to 245 cm
suitable for VANITY/WALL HUNG UNIT depth 50 cm



WARNING:

Flaminia can forate the top surface for the placement of countertop washbasins only at the central axis of the underlying **WASHBASIN BASE**.

CE



sizes in mm

WOOD: finish



OK Arly



OJ Bianco



OJ Grigio



OJ Canapa

COMPATIBLE COUNTERTOP BASINS

VANITY UNIT DEPTH: CM 50

Acqualigth art. **5058**

Boll 42 art. **BL42L**

Boll 56 art. **BL56L**

Bonola 46 art. **BN46A**

Bonola 50 art. **BN50A**

Bonola 60 art. **BN60A**

Como 51 art. **CM51A**

Dip 62 art. **DP481**

Dip 62 art. **DP482**

DoppioZero art. **DZ46L**

Fonte 50 art. **FN50L**

Fonte Tonda art. **FT52L**

Monò 64 art. **MN64L**

Monò 74 art. **MN74L**

Monò 100 art. **MN100L**

Miniwash 40 art. **MWL40**

Miniwash 48 art. **MWL48**

Miniwash 60 art. **MWL60**

Miniwash 60 art. **MW60PR**

Miniwash 75 art. **MWL75**

Miniwash 75 art. **MW75PR**

Nile 40 art. **NL40A**

Nile 62 art. **NL62A**

Nile 62 art. **NL62H20**

Nuda 60 art. **5083**

NudaSlim 60 art. **ND60A**

NudaSlim 75 art. **ND75A**

Nuda 85 art. **5080**

Nuda 85 art. **5081**

Nuda 95 art. **5082**

Pass 50 art. **PS50L**

Pass 62 art. **PS62C**

Pass 62 art. **PS62L**

Pass 65 art. **PS65AT**

Pass 72 art. **PS72L**

Roll 44 art. **RL44L**

Roll 56 art. **RL56L**

Saltodacqua art. **SD42L**

Step art. **SE412**

Void 60 art. **VD60L**

Volo 52 art. **VL52L**

Volo 66 art. **VL66L**

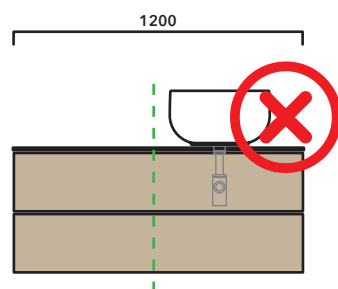
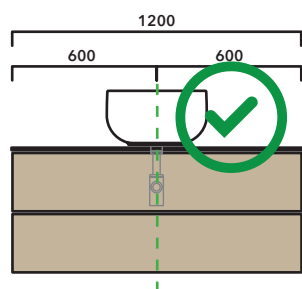
INDICATIONS FOR THE REALIZATION OF COMPOSITIONS

Taking care to the difference between **VANITY** or **WALL HUNG UNITS**:

- The drawer and the back of **VANITY UNIT** are cutted to permit the siphon installation.
- **WALL HUNG UNIT** are completely closed.

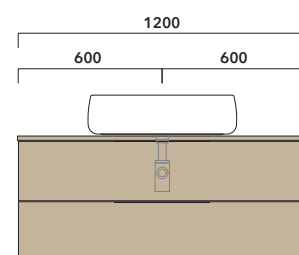
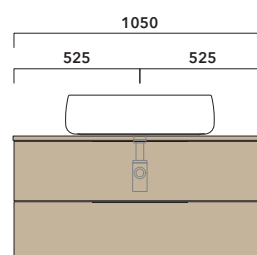
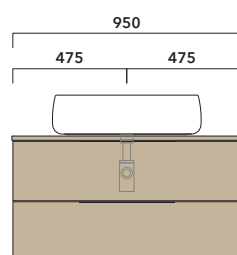
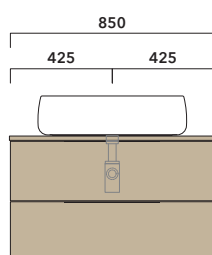
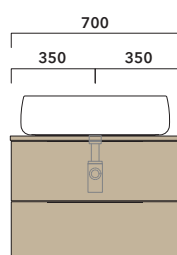
WARNING:

THE BASIN IS ALWAYS IN THE CENTRE OF THE WALL HUNG VANITY UNIT



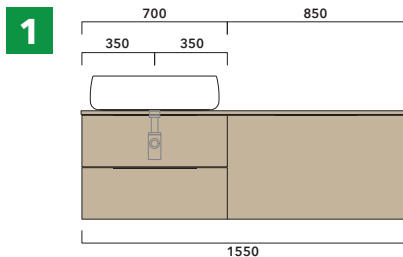
WARNING:

TOP IS NOT INCLUDED

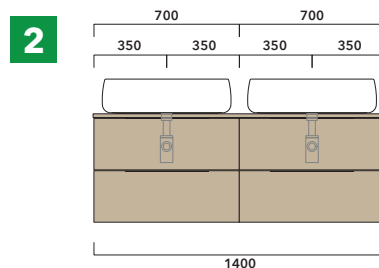


Vanity units are suitable for **COUNTERTOP BASIN** only (NOT for recessed, semi-inset or undercounter ones).

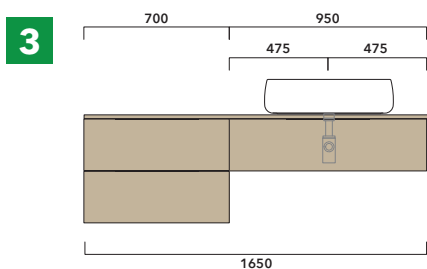
EXAMPLES OF COMPOSITIONS



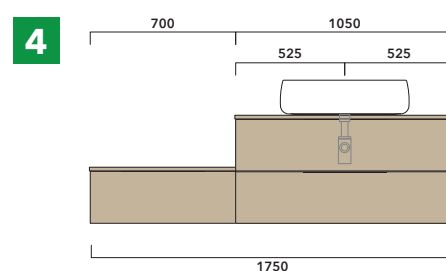
1 | depth cm 50:
n.1 **BX809** + n.1 **BX427** + **BXPR51** cm 155



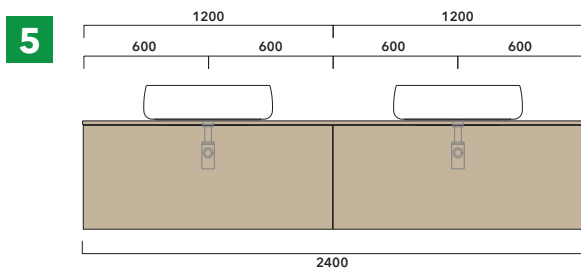
2 | depth cm 50:
n.2 **BX809** + **BXPR51** cm 140



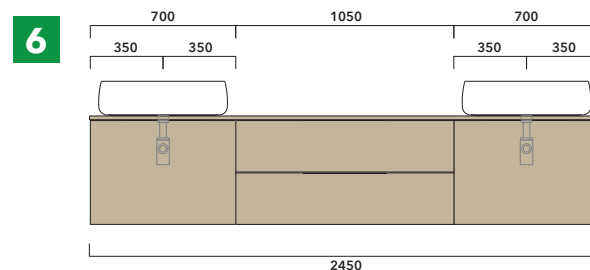
3 | depth cm 50:
n.1 **BX425** + n. 1 **BX995** + **BXPR51** cm 165



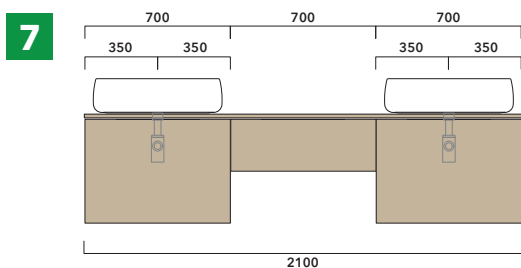
4 | depth cm 50:
n.1 **BX297** + n. 1 **BX839** + **BXPR51** cm 70 +
BXPR51 cm 105



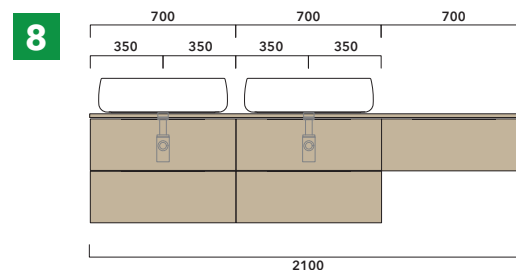
5 | depth cm 50:
n.2 **BX945** + **BXPR51** cm 240



6 | depth cm 50:
n.2 **BX805** + n.1 **BX437** + **BXPR51** cm 245



7 | depth cm 50:
n.2 **BX805** + n. 1 **BX297** + **BXPR51** cm 210



8 | depth cm 50:
n.2 **BX808** + n. 1 **BX297** + **BXPR51** cm 210

➔ **FLAMINIA.** MODULO PER LA REALIZZAZIONE DELLE COMPOSIZIONI MOBILI **BOX**
CUSTOMIZED COMPOSITION FORM FOR **BOX** UNITS



E' obbligatorio fotocopiare questa pagina, compilarla con cura e allegarla all'ordine.
It is compulsory to photocopy this page, carefully fill in and attach to the order.

➔➔ **1** DETTAGLI ORDINE / ORDER DETAILS

ordinante - buyer _____ cliente - client _____

ordine - order n: _____ data - date: _____ ref.: _____

annotazioni - notes _____

➔➔ **2** PROFONDITÀ MOBILE / UNIT DEPTH É importante consultare il listino prezzi / It's important to consult price list

CM 37

CM 50

➔➔ **3** DISEGNO / DRAWING



➔➔ **4** ELENCO ARTICOLI / ARTICLE LIST É importante consultare il listino prezzi / It's important to consult price list

art. _____ dim. _____ art. _____ dim. _____

art. _____ dim. _____ art. _____ dim. _____

art. _____ dim. _____ art. _____ dim. _____

➔➔ **5** LAVABO DA APPOGGIO / COUTERTOP BASIN

FLAMINIA lavabo/basin art. _____

NO FLAMINIA lavabo/basin
(allegare scheda tecnica / enclose a technical drawing)

➔➔ **6** SCELTA FINITURA / FINISH SELECTION

OK ARLY

OJ BIANCO

OJ GRIGIO

OJ CANAPA