

LK117RG

Vaso back to wall **PLUS*** goclean® (completo di kit fissaggio a pavimento art. 9003)

*** ATTENZIONE: connessioni su richiesta**

Complementi: Coprivaso legno e poliestere (5051CW01)
 Coprivaso avvolgente in termoindurente a discesa rallentata (5051CW03)
 Coprivaso avvolgente in termoindurente a discesa rallentata (LKCW07)
 Coprivaso SLIM in termoindurente a discesa rallentata (5051CW05)
 Coprivaso SLIM in termoindurente a discesa rallentata (LKCW09)
 Coprivaso elettronico multifunzione gocare (FL7235 - FL7035R)

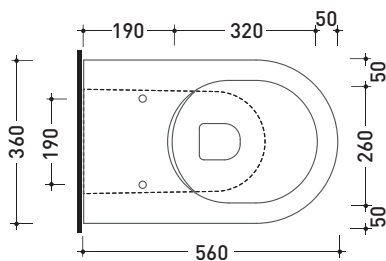
Accessori tecnici: ***Kit per scarico parete H 230 mm (LKR00)**
***Kit per scarico pavimento da 50 a 80 mm (LKR90)**
***Kit per scarico pavimento da 80 a 100 mm (LK8010)**
***Kit per scarico pavimento da 100 a 120 mm (LK1012)**
***Kit per scarico pavimento da 120 a 140 mm (LK1214)**
***Kit per scarico pavimento da 140 a 160 mm (LK1416)**
***Kit per scarico pavimento da 160 a 180 mm (LKR5)**
***Kit per scarico pavimento da 180 a 200 mm (LK1820)**
***Kit per scarico pavimento da 200 a 220 mm (LK2022)**
***Kit per scarico pavimento da 220 a 330 mm (LK2233)**

Dim. Imballo 56,5 x 37 x 43,5 cm | Peso 31,5 kg | Pz. Pallet n° 15

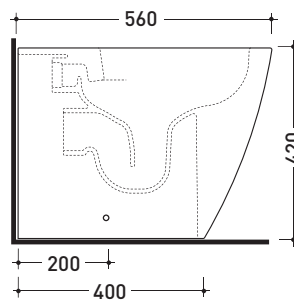
CE UNI EN 997 Dop-No997



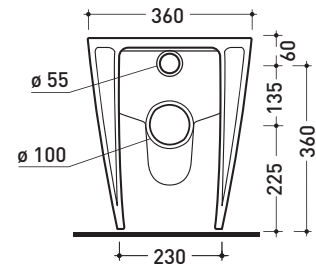
pag. 1/2



vista zenitale / zenital view

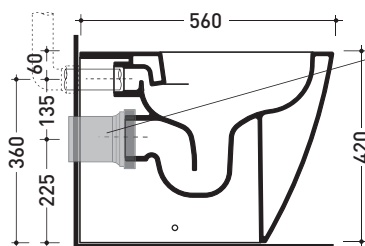


vista laterale / lateral view



vista retro / back view

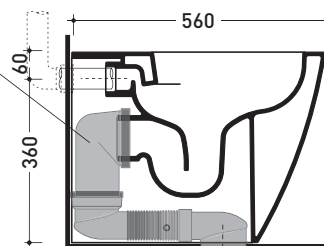
SCARICO A PARETE
PREDISPOSTO PER WC SOSPESO
 WALL DISCHARGE ARRANGEMENT
 FOR WALL-HUNG WC



sezione longitudinale / section

SCARICO A PAVIMENTO
PREDISPOSTO DA 5 A 33 CM
 ARRANGEMENT DISCHARGE
 TO FLOOR FROM 5 TO 33 CM

connessioni di scarico
 da acquistare
 separatamente
 drainage connector
 to be purchased separately



da/from 50 a/to 330 mm

sezione longitudinale / section


dimensioni in mm

Le misure dimensionali riportate hanno una tolleranza del 2%

CERAMICA: finiture lucide



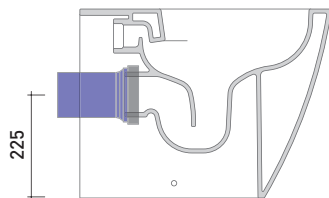
finiture opache



FLAMINIA consiglia
l'abbinamento di questo Wc
con passo rapido/flussometro
e cassette alte tradizionali.

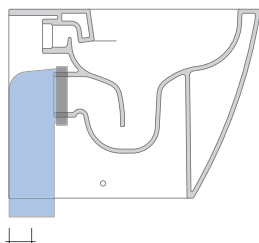
KIT PER SCARICO PARETE / KIT SUITABLE FOR WALL TRAP

LKR00 (SET: LKR00)



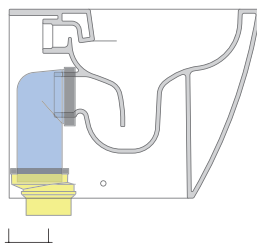
KIT PER SCARICO PAVIMENTO / KIT SUITABLE FOR FLOOR TRAP

LKR90 (SET: LKR90)



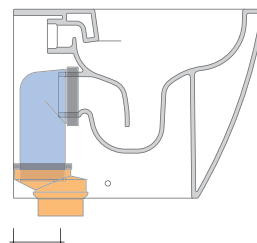
da/from 50 a/to 80 mm

LK8010 (SET: LKR90+LKR20)



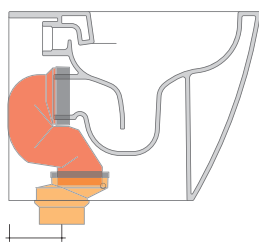
da/from 80 a/to 100 mm

LK1012 (SET: LKR90+LKR40)



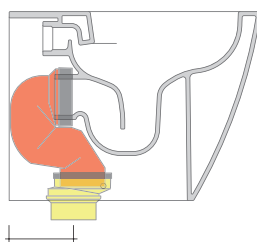
da/from 100 a/to 120 mm

LK1214 (SET: LKRS+LKR40)



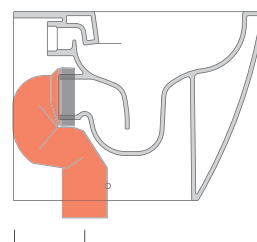
da/from 120 a/to 140 mm

LK1416 (SET: LKRS+LKR20)



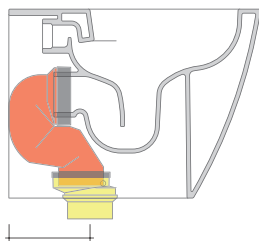
da/from 140 a/to 160 mm

LK1618 (SET: LKRS)



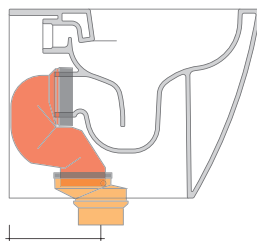
da/from 160 a/to 180 mm

LK1820 (SET: LKRS+LKR20)



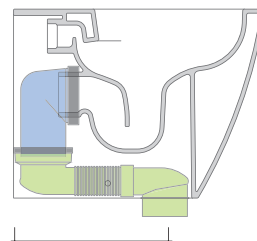
da/from 180 a/to 200 mm

LK2022 (SET: LKRS+LKR40)



da/from 200 a/to 220 mm

LK2233 (SET: LKR90+LKR33)



da/from 220 a/to 330* mm

ATTENZIONE / WARNING: LE CONNESSIONI DI SCARICO NON SONO INCLUSE / THE DRAINAGE CONNECTORS ARE NOT INCLUDED