

design ROMANO ADOLINI

2006

UNA200WB


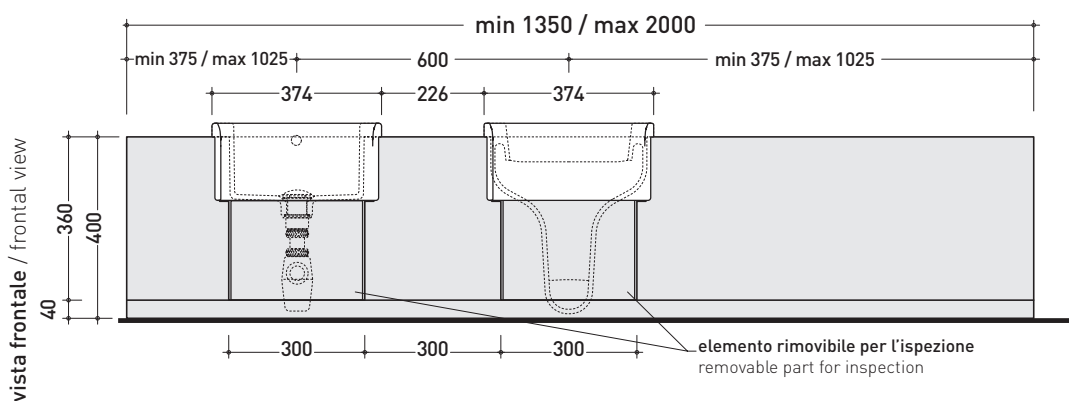
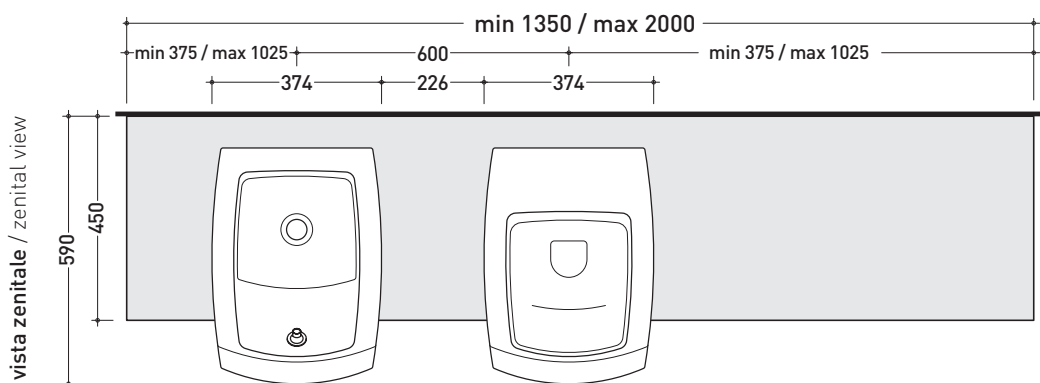
Case from 135 to 200 x 45 x h 40 cm
suitable for semi-inset wc and bidet

Complements: **Una semi-inset wc and bidet** (UNA/WC - UNA/B)
Toilet set (UNAPF/R)
Una mixer (UNA2560)
Line accessories: TWO - HOOP - NOKÉ - FOLD



Tap holes are not made on this article by Flaminia

CE



REFERENCE TO
THE COMPULSORY
ORDER FORM


sizes in mm

Please consider a 2% tolerance on indicated measurements


PIETRALUCE: finiture lucide



finiture opache



LEGNO: finiture




<http://www.ceramicaflaminia.it/en/products/325-una>

©ceramicaflaminiaspa - All rights reserved. Unauthorized copying, publication, reproduction as well as partial reproduction are prohibited

may 2019





MODULO PER LA REALIZZAZIONE DI MOBILI **UNA** PER VASO E BIDET

UNA CUSTOMIZED CASES FOR **UNA** WC AND BIDET FORM



E' obbligatorio fotocopiare questa pagina, compilarla con cura e allegarla all'ordine.
It is compulsory to photocopy this page, carefully fill in and attach to the order.

➔➔ **1**

DETTAGLI ORDINE / ORDER DETAILS

ordinante - buyer _____ cliente - client _____

ordine - order n: _____ data - date: _____ ref.: _____

annotazioni - notes _____

➔➔ **2**

SCELTA ARTICOLO / ITEM CHOICE

E' importante consultare prima la scheda tecnica relativa
It's important to consult before the technical detail

- art. **UNA200WB**
mobile / case da / from 135 a / to 200 cm
- art. **UNA240WB**
mobile / case da / from 200 a / to 240 cm

➔➔ **3**

SCELTA MATERIALE / MATERIAL SELECTION

PIETRALUCE

- | | |
|--|---|
| <input type="checkbox"/> bianco - white | <input type="checkbox"/> sabbia - sand |
| <input type="checkbox"/> grigio - grey | <input type="checkbox"/> rosso cuoio - red |
| <input type="checkbox"/> beige - beige | |
| <input type="checkbox"/> nero - black | <input type="checkbox"/> argilla - argilla |
| <input type="checkbox"/> blu ultram. - marine blue | <input type="checkbox"/> latte - milky white |
| <input type="checkbox"/> grafite - graphite | <input type="checkbox"/> gr. lava - lava grey |

FINITURE LEGNO / WOOD FINISHES

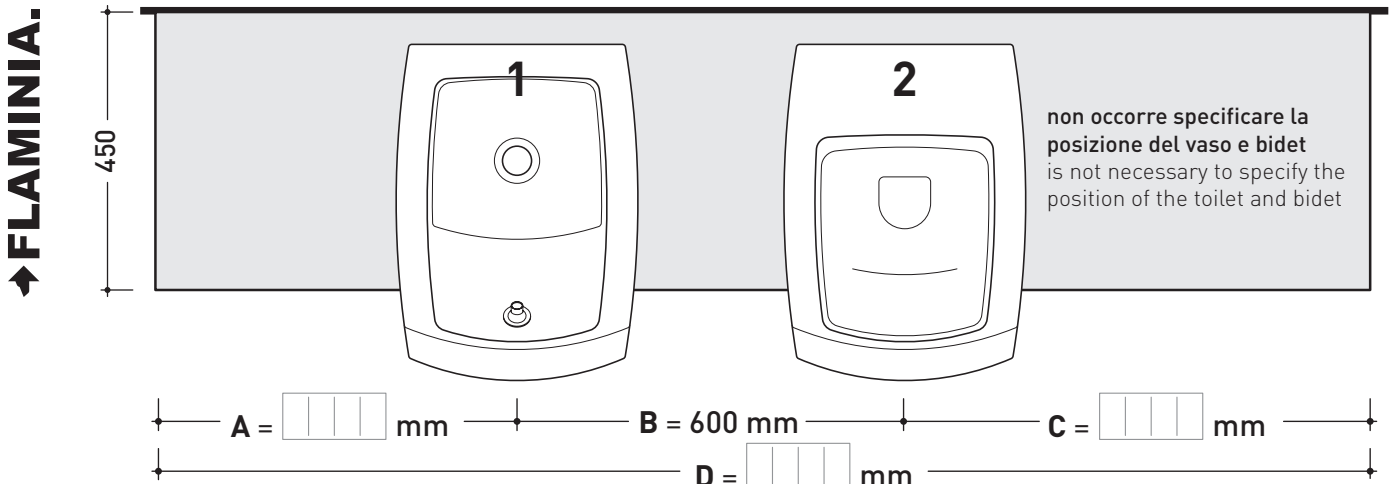
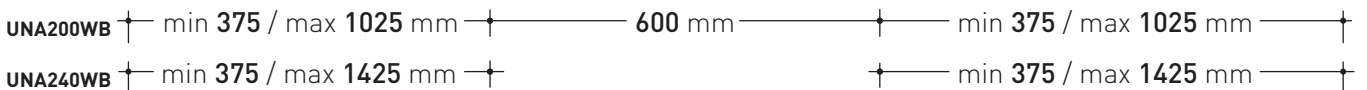
- rovere moro - dark oak
- rovere sbiancato - light oak

LEGNO FENOLICO da rivestire
MULTILAYER WOODEN to be covered

- 0 mm** [resine speciali - special resins]
- 5 mm** [gres porcellanato 3 mm
3 mm porcelain stoneware]
- 10 mm** [piastrelle, gres porcellanato 8-12 mm
8-12 mm tiles, porcelain stoneware]
- 15 mm** [piastrelle, gres porcellanato 12-14 mm
12-14 mm tiles, porcelain stoneware]
- 20 mm** [marmo e materiali lapidei 20 mm
20 mm marble and stone materials]

➔➔ **4**

SCELTA MISURE / MEASURES



- A = misura interasse da sinistra sanitario **1** / left distance of sanitaryware 1.
- B = misura obbligata interasse sanitari / fixed distance between sanitaryware.
- C = misura interasse da destra sanitario **2** / right distance of sanitaryware 2.
- D = misura totale del mobile / total length of the case.
- verificare sempre che / verify that: **A + B + C = D.**