



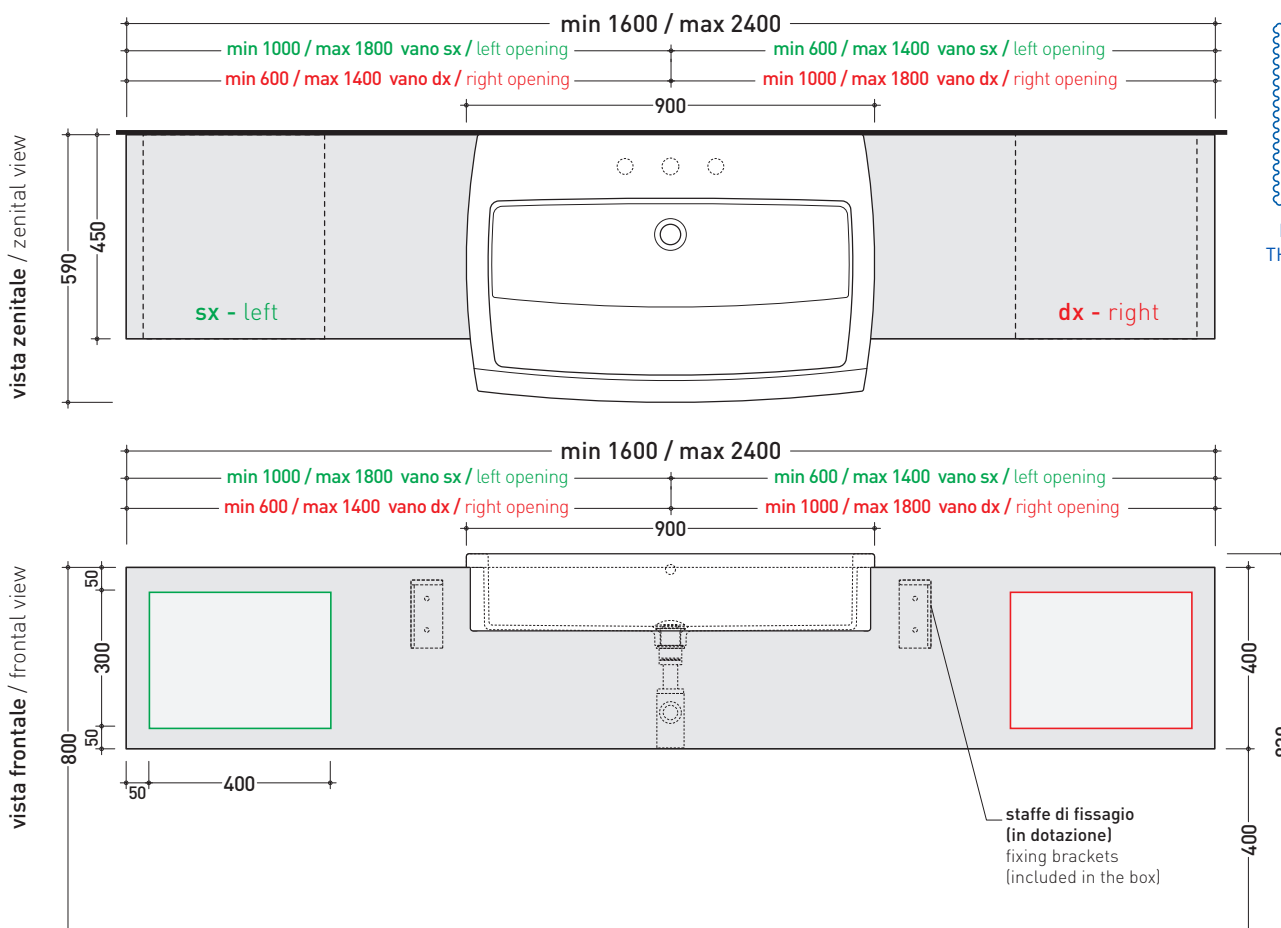
UNA90V1

Case from 160 to 240 x 45 x h 40 cm with left or right opening
suitable for UNA 90 semi-inset basin (wall fixing brackets included)

Complements: **Una 90 semi-inset basin (UNA90L)**
Line taps basin: ONE - NOKÉ - FOLD - SI
Line accessories: TWO - HOOP - NOKÉ - FOLD
 SIMPLE mirrors
 APP mirrors
Make-Up mirrors (MKS100 - MKS50 - MKS501)
Hot/Cold mirror (SPHC)
Left/Right mirror (SPLR)
Line mirrors (BASC20 - BASC30 - BASC40)



Tap holes are not made on this article by Flaminia



REFERENCE TO THE COMPULSORY ORDER FORM


sizes in mm

Please consider a 2% tolerance on indicated measurements


PIETRALUCE: finiture lucide



finiture opache



LEGNO: finiture





MODULO PER LA REALIZZAZIONE DEL MOBILE **UNA** CON 1 VANO PER ART. **UNA90L**

UNA CUSTOMIZED CASE WITH OPENING FOR ART. **UNA90L** FORM



E' obbligatorio fotocopiare questa pagina, compilarla con cura e allegarla all'ordine.
It is compulsory to photocopy this page, carefully fill in and attach to the order.

➔➔ **1**

DETTAGLI ORDINE / ORDER DETAILS

ordinante - buyer		cliente - client	
ordine - order n:	data - date:	ref.:	
annotazioni - notes			

➔➔ **2**

SCelta ARTICOLO / ITEM CHOICE

E' importante consultare prima la scheda tecnica relativa
It's important to consult before the technical detail

- art. **UNA90V1 - VANO DX / RIGHT OPENING**
mobile / case da / from 160 a / to 240 cm
- art. **UNA90V1 - VANO SX / LEFT OPENING**
mobile / case da / from 160 a / to 240 cm

➔➔ **3**

SCelta MATERIALE / MATERIAL SELECTION

PIETRALUCE

- bianco - white
- grigio - grey
- beige - beige
- nero - black
- blu ultram. - marine blue
- grafite - graphite

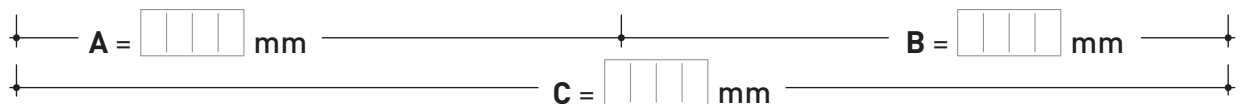
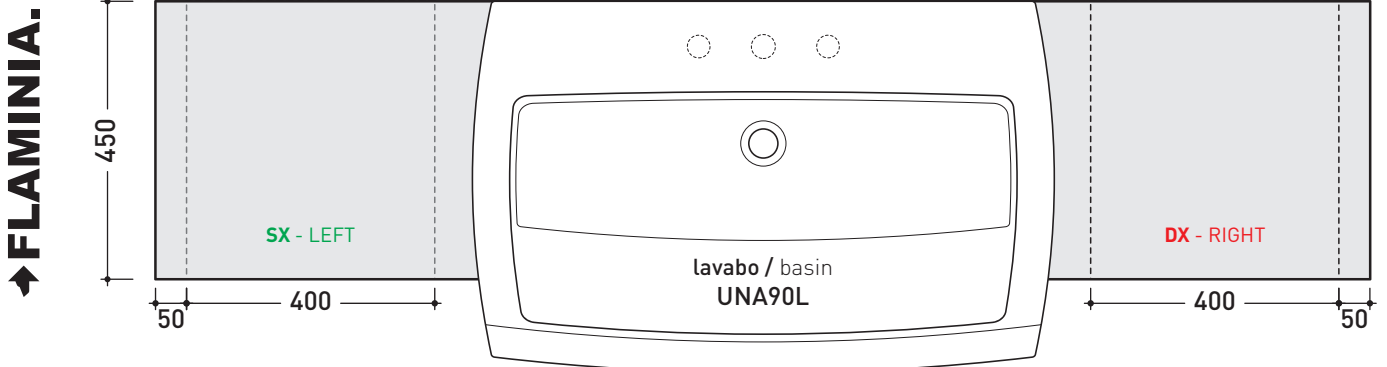

- sabbia - sand
- rosso cuoio - red
- argilla - argilla
- latte - milky white
- gr. lava - lava grey

FINITURE LEGNO / WOOD FINISHES

- rovere moro - dark oak
- rovere sbiancato - light oak

➔➔ **4**

SCelta MISURE / MEASURES



- **A** = misura interasse lavabo da sinistra / left distance of basin.
- **B** = misura interasse lavabo da destra / right distance of basin.
- **C** = misura totale del mobile / total length of the case.
- verificare sempre che / verify that: **A + B = C.**