

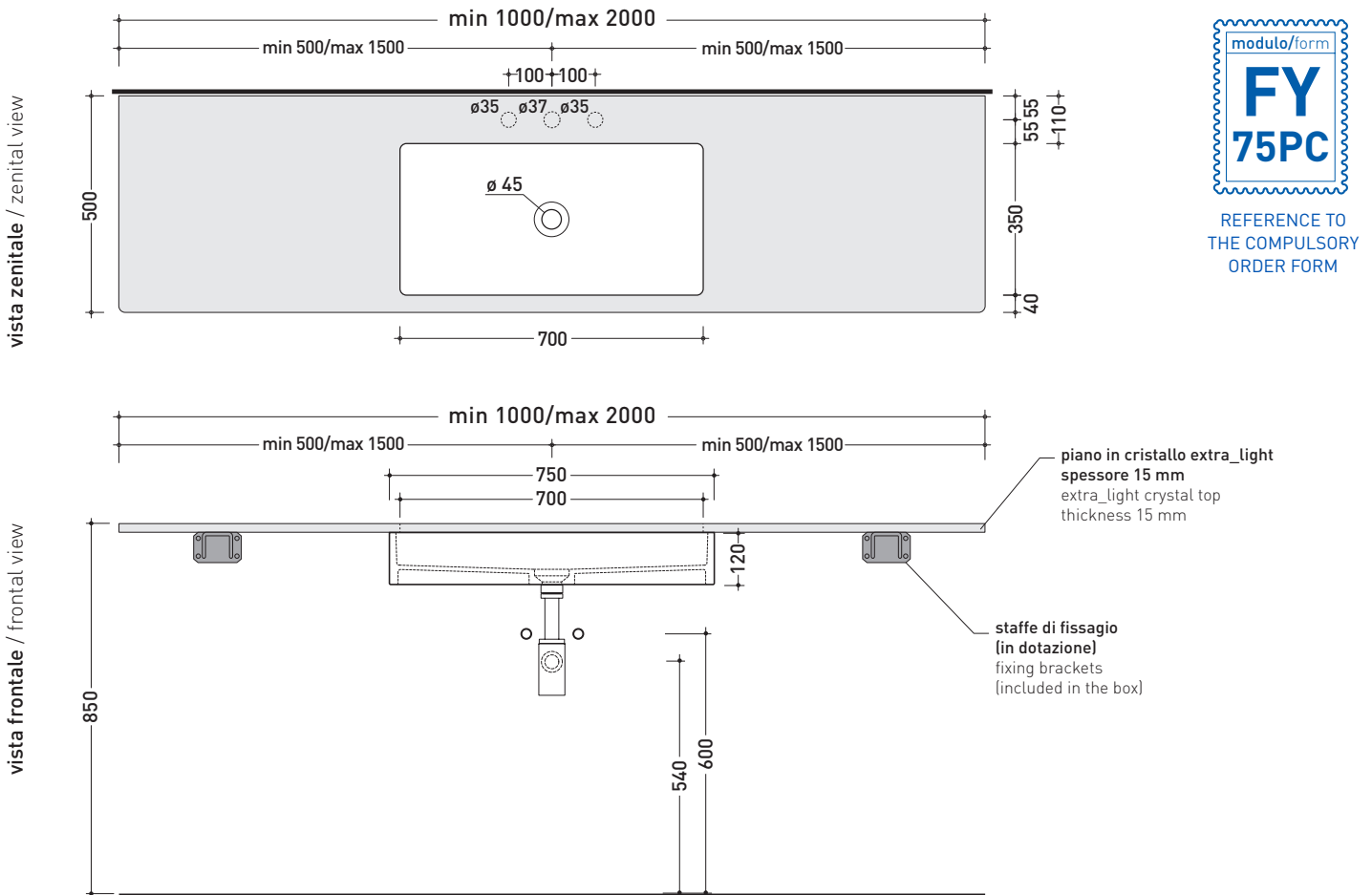
FY75PC + MW75SP

Varnished extra_light crystal top from 100 to 200 cm
suitable for Miniwash 75 under-counter basin (fixing brackets included)

Complements: **Miniwash 75 under-counter basin (MW75SP)**
Make-Up mirrors and lamps
Simple mirrors
Hot/Cold mirror (SPHC)
Left/Right mirror (SPLR)
Line mirrors (BASC20 - BASC30 - BASC40)
Taps basin line: ONE - NOKÈ - FOLD - SI - X1
Accessories line: TWO - HOOP - NOKÈ - FOLD

Technical accessories: **Chrome siphon (SIFL/CR) - Telescopic chrome siphon (SIFL066)**
Stop & Go drain (PLSG)
CERAMIC Stop & Go drain (PLCE)
Two piece set chrome tap filters (RF026)

Package dim. | Weight | Pz. Pallet n° -



REFERENCE TO THE COMPULSORY ORDER FORM

sizes in mm

Please consider a 2% tolerance on indicated measurements


CRYSTAL: glossy finish



white



black



MODULO PER LA REALIZZAZIONE DEI PIANI IN CRISTALLO **FLY** A MISURA PER ART. **MW75SP**
FLY CUSTOMIZED CRYSTAL SHELVES FOR ART. MW75SP FORM

E' obbligatorio fotocopiare questa pagina, compilarla con cura e allegarla all'ordine.
 It is compulsory to photocopy this page, carefully fill in and attach to the order.

➔➔ **1** DETTAGLI ORDINE / ORDER DETAILS

ordinante - buyer _____ cliente - client _____

ordine - order n: _____ data - date: _____ ref.: _____

annotazioni - notes _____

➔➔ **2** SCELTA ARTICOLO / ITEM CHOICE

E' importante consultare prima la scheda tecnica relativa
 It's important to consult before the technical detail

art. **FY75PC**
 mensola / shelf da / from **100 a / to 200 cm**

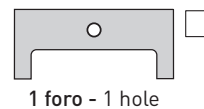
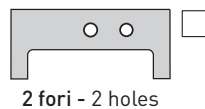
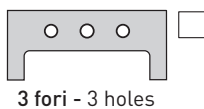
➔➔ **3** SCELTA COLORE / COLOUR SELECTION

CRISTALLO EXTRA_LIGHT
 EXTRA_LIGHT CRYSTAL

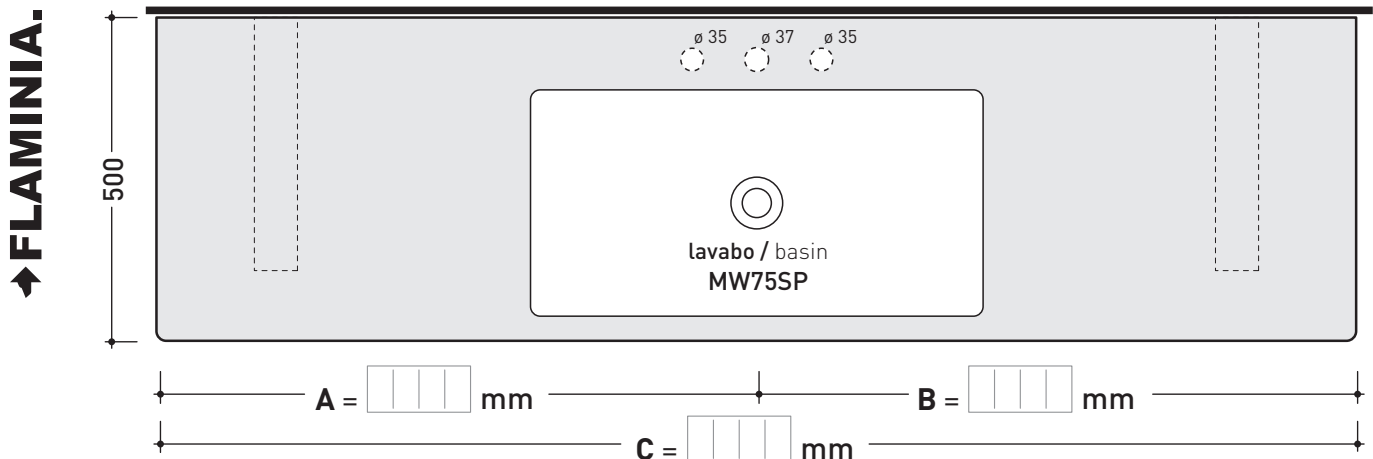
bianco - white nero - black

➔➔ **4** SCELTA DETTAGLI / DETAIL SELECTION


FORI RUBINETTERIA / TAP HOLES



➔➔ **5** SCELTA MISURE / MEASURES



- **A** = misura interasse lavabo da sinistra / left distance of basin.
- **B** = misura interasse lavabo da destra / right distance of basin.
- **C** = misura totale del piano / total length of the shelf.
- verificare sempre che / verify that: **A + B = C**.



MODULO PER LA REALIZZAZIONE DEI PIANI IN CRISTALLO **FLY** A MISURA PER DOPPIO ART. **MW75SP**
FLY CUSTOMIZED CRYSTAL SHELVES FOR DOUBLE ART. MW75SP FORM

E' obbligatorio fotocopiare questa pagina, compilarla con cura e allegarla all'ordine.
 It is compulsory to photocopy this page, carefully fill in and attach to the order.

➔➔ **1** DETTAGLI ORDINE / ORDER DETAILS

ordinante - buyer _____ cliente - client _____

ordine - order n: _____ data - date: _____ ref.: _____

annotazioni - notes _____

➔➔ **2** SCELTA ARTICOLO / ITEM CHOICE

E' importante consultare prima la scheda tecnica relativa
 It's important to consult before the technical detail

art. **FY75PC**
 mensola / shelf da / from **190 a** / to **200 cm**

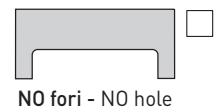
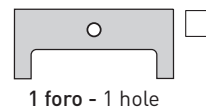
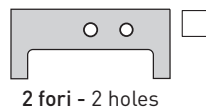
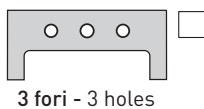
➔➔ **3** SCELTA COLORE / COLOUR SELECTION

CRISTALLO EXTRA_LIGHT
EXTRA_LIGHT CRYSTAL

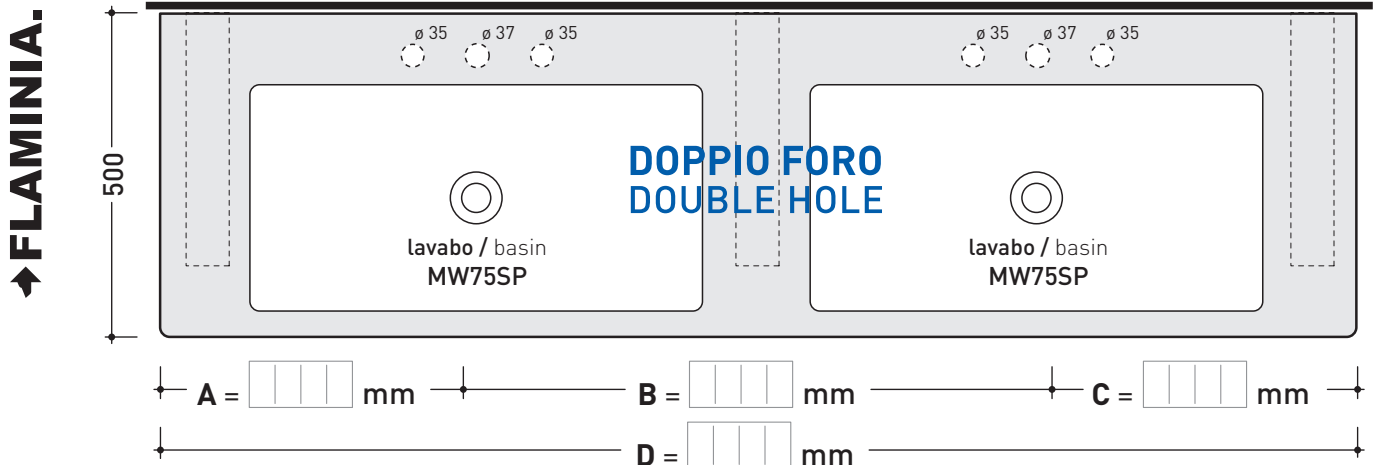
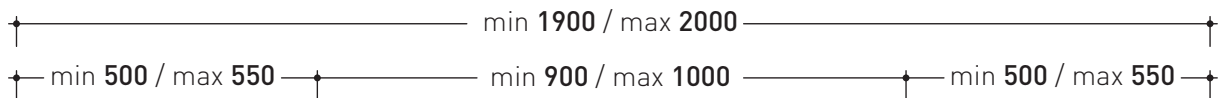
bianco - white nero - black

➔➔ **4** SCELTA DETTAGLI / DETAIL SELECTION

FORI RUBINETTERIA / TAP HOLES



➔➔ **5** SCELTA MISURE / MEASURES



- **A** = misura interasse lavabo da sinistra / left distance of basin.
- **B** = misura interasse lavabi / distance between basins.
- **C** = misura interasse lavabo da destra / right distance of basin.
- **D** = misura totale del piano / total length of the shelf.
- verificare sempre che / verify that: **A + B + C = D.**