
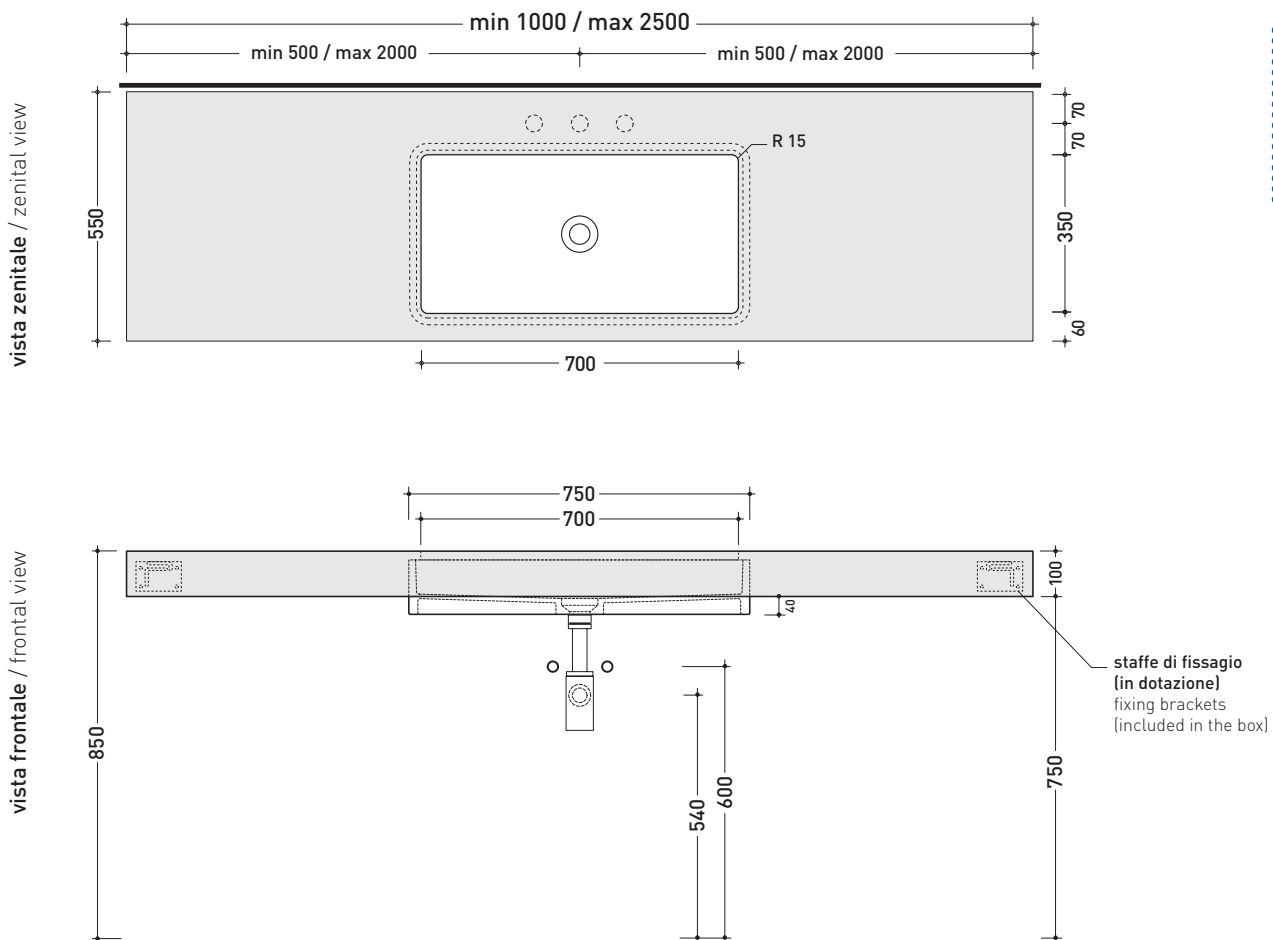


## FY75SP + MW75SP

Mensola da cm 100 a 250 x 55 x h 10 in Pietraluce  
per lavabo sottopiano Miniwash 75 (staffe di fissaggio incluse)

Complementi: Lavabo Miniwash 75 (MW75SP)  
Specchi e Lampade Make-Up  
Specchi Simple  
Specchio Hot/Cold (SPHC)  
Specchio Left/Right (SPLR)  
Specchi Line (BASC20 - BASC30 - BASC40)  
Rubinetti lavabo linea ONE - NOKÉ - FOLD - SI - X1  
Accessori linea TWO - HOOP - NOKÉ - FOLD

Accessori tecnici: Sifone cromo (SIFL/CR) - Sifone telescopico cromo (SIFL066)  
Piletta Stop & Go (PLSG)  
Piletta Stop & Go in ceramica (PLCE)  
Set 2 pezzi rubinetto filtro cromo (RF026)



RIFERIMENTO  
MODULO ORDINE  
OBBLIGATORIO

dimensioni in mm

PIETRALUCE: finiture lucide

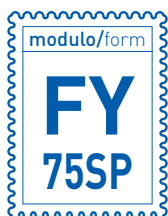


bianco    nero    blu ultramarina    rosso cuoio    beige    sabbia    grigio

finiture opache



latte    grafite    grigio lava    argilla



MODULO PER LA REALIZZAZIONE DELLE MENSOLE **FLYMAX** A MISURA PER ART. **MW75SP**

**FLYMAX** CUSTOMIZED SHELVES FOR ART. **MW75SP** FORM



**E' obbligatorio fotocopiare questa pagina, compilarla con cura e allegarla all'ordine.**  
It is compulsory to photocopy this page, carefully fill in and attach to the order.

➔➔ **1** DETTAGLI ORDINE / ORDER DETAILS

ordinante - buyer cliente - client

ordine - order n: \_\_\_\_\_ data - date: \_\_\_\_\_ ref.: \_\_\_\_\_

annotazioni - notes \_\_\_\_\_

➔➔ **2** SCELTA ARTICOLO / ITEM CHOICE

E' importante consultare prima la scheda tecnica relativa  
It's important to consult before the technical detail

art. **FY75SP**  
mensola / shelf da / from **100 a / to 250 cm**

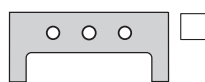
➔➔ **3** SCELTA MATERIALE / MATERIAL SELECTION

**PIETRALUCE**

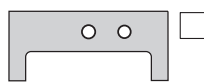
- |                                         |                                            |                                                    |                                               |
|-----------------------------------------|--------------------------------------------|----------------------------------------------------|-----------------------------------------------|
| <input type="checkbox"/> bianco - white | <input type="checkbox"/> nero - black      | <input type="checkbox"/> blu ultram. - marine blue | <input type="checkbox"/> argilla - argilla    |
| <input type="checkbox"/> grigio - grey  | <input type="checkbox"/> sabbia - sand     | <input type="checkbox"/> grafite - graphite        | <input type="checkbox"/> latte - milky white  |
| <input type="checkbox"/> beige - beige  | <input type="checkbox"/> rosso cuoio - red |                                                    | <input type="checkbox"/> gr. lava - lava grey |

➔➔ **4** SCELTA DETTAGLI / DETAIL SELECTION

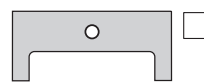
**FORI RUBINETTERIA / TAP HOLES**




3 fori - 3 holes



2 fori - 2 holes



1 foro - 1 hole

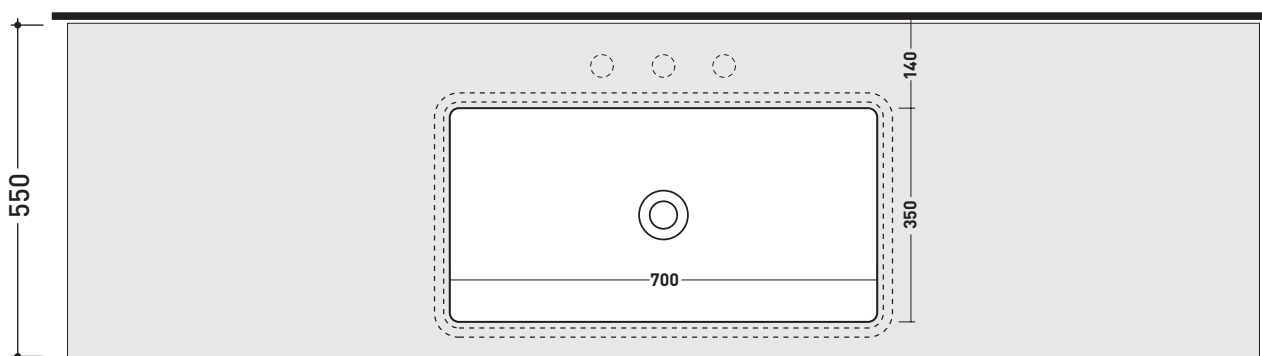


NO fori - NO hole

➔➔ **5** SCELTA MISURE / MEASURES




**➔ FLAMINIA.**



lavabo / basin  
**MW75SP**



- **A** = misura interasse lavabo da sinistra / left distance of basin.
- **B** = misura interasse lavabo da destra / right distance of basin.
- **C** = misura totale della mensola / total length of the shelf.
- verificare sempre che / verify that: **A + B = C.**



MODULO PER LA REALIZZAZIONE DELLE MENSOLE **FLYMAX** A MISURA PER DOPPIO ART. **MW75SP**

**FLYMAX** CUSTOMIZED SHELVES FOR DOUBLE ART. **MW75SP** FORM



**E' obbligatorio fotocopiare questa pagina, compilarla con cura e allegarla all'ordine.**  
It is compulsory to photocopy this page, carefully fill in and attach to the order.

➔➔ **1**

**DETTAGLI ORDINE / ORDER DETAILS**

ordinante - buyer \_\_\_\_\_ cliente - client \_\_\_\_\_

ordine - order n: \_\_\_\_\_ data - date: \_\_\_\_\_ ref.: \_\_\_\_\_

annotazioni - notes \_\_\_\_\_

➔➔ **2**

**SCelta ARTICOLO / ITEM CHOICE**

E' importante consultare prima la scheda tecnica relativa  
It's important to consult before the technical detail

art. **FY75SP**  
mensola / shelf da / from **190 a / to 250 cm**

➔➔ **3**

**SCelta MATERIALE / MATERIAL SELECTION**

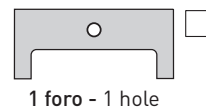
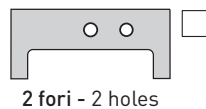
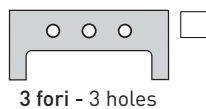
**PIETRALUCE**

- |                                         |                                            |                                                    |                                               |
|-----------------------------------------|--------------------------------------------|----------------------------------------------------|-----------------------------------------------|
| <input type="checkbox"/> bianco - white | <input type="checkbox"/> nero - black      | <input type="checkbox"/> blu ultram. - marine blue | <input type="checkbox"/> argilla - argilla    |
| <input type="checkbox"/> grigio - grey  | <input type="checkbox"/> sabbia - sand     | <input type="checkbox"/> grafite - graphite        | <input type="checkbox"/> latte - milky white  |
| <input type="checkbox"/> beige - beige  | <input type="checkbox"/> rosso cuoio - red |                                                    | <input type="checkbox"/> gr. lava - lava grey |

➔➔ **4**


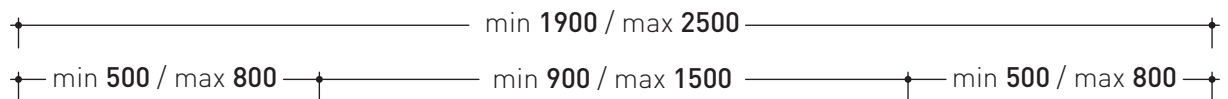
**SCelta DETTAGLI / DETAIL SELECTION**

**FORI RUBINETTERIA / TAP HOLES**



➔➔ **5**

**SCelta MISURE / MEASURES**



lavabo / basin MW75SP      lavabo / basin MW75SP

A =  mm      B =  mm      C =  mm

D =  mm

- A = misura interasse lavabo da sinistra / left distance of basin.
- B = misura interasse lavabi / distance between basins.
- C = misura interasse lavabo da destra / right distance of basin.
- D = misura totale della mensola / total length of the shelf.
- verificare sempre che / verify that: **A + B + C = D.**