

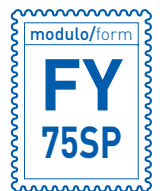
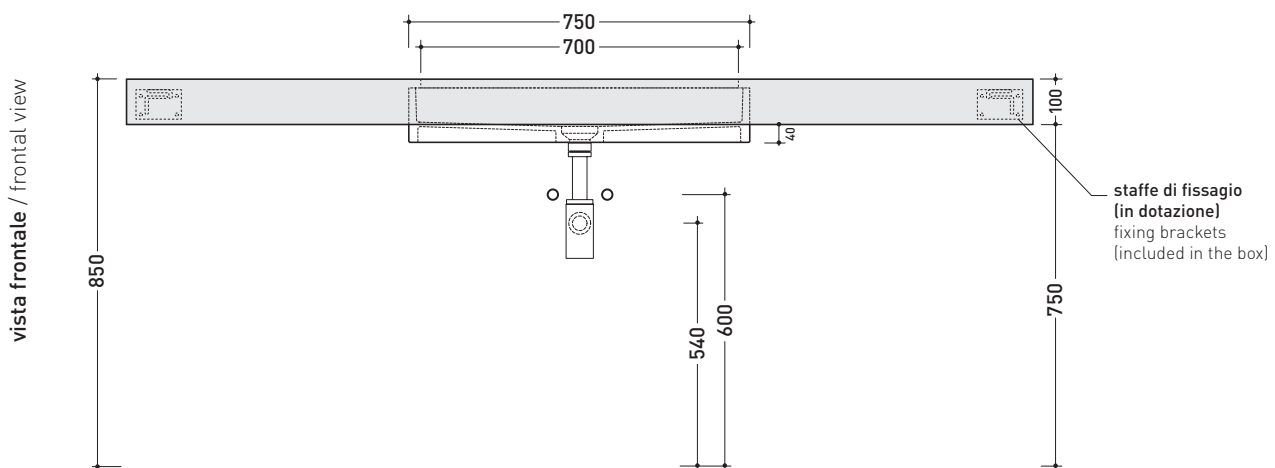
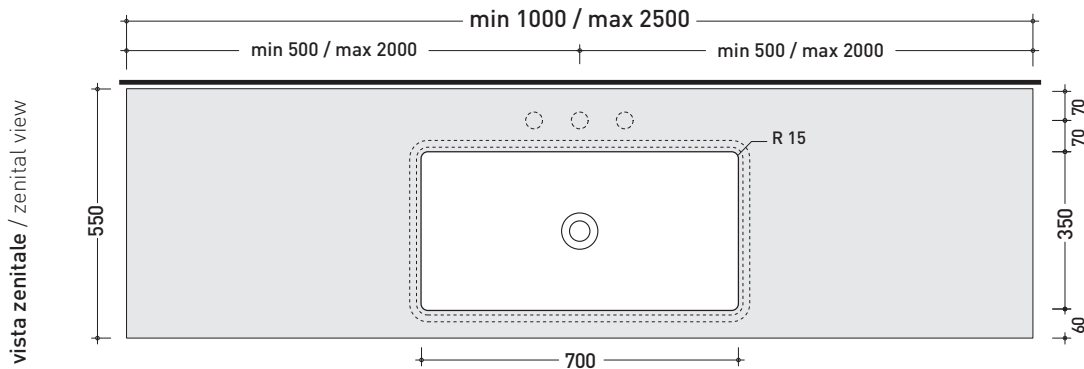
FY75SP + MW75SP

Pietraluce shelf from 100 to 250 x 55 x h 10 cm
suitable for Miniwash 75 under-counter basin (fixing brackets included)

Complements: **Miniwash 75 under-counter basin (MW75SP)**
Make-Up mirrors and lamps
Simple mirrors
Hot/Cold mirror (SPHC)
Left/Right mirror (SPLR)
Line mirrors (BASC20 - BASC30 - BASC40)
Taps basin line: ONE - NOKÉ - FOLD - SI - X1
Accessories line: TWO - HOOP - NOKÉ - FOLD

Technical accessories: **Chrome siphon (SIFL/CR) - Telescopic chrome siphon (SIFL066)**
Stop & Go drain (PLSG)
CERAMIC Stop & Go drain (PLCE)
Two piece set chrome tap filters (RF026)

Package dim. | Weight | Pz. Pallet n° -



REFERENCE TO
THE COMPULSORY
ORDER FORM


sizes in mm


Please consider a 2% tolerance on indicated measurements

PIETRALUCE: glossy finish



matt finish





MODULO PER LA REALIZZAZIONE DELLE MENSOLE **FLYMAX** A MISURA PER ART. **MW75SP**

FLYMAX CUSTOMIZED SHELVES FOR ART. **MW75SP** FORM



E' obbligatorio fotocopiare questa pagina, compilarla con cura e allegarla all'ordine.
It is compulsory to photocopy this page, carefully fill in and attach to the order.

➔➔ **1**

DETTAGLI ORDINE / ORDER DETAILS

ordinante - buyer _____ cliente - client _____

ordine - order n: _____ data - date: _____ ref.: _____

annotazioni - notes _____

➔➔ **2**

SCELTA ARTICOLO / ITEM CHOICE

E' importante consultare prima la scheda tecnica relativa
It's important to consult before the technical detail

art. **FY75SP**
mensola / shelf da / from **100 a / to 250 cm**

➔➔ **3**

SCELTA MATERIALE / MATERIAL SELECTION

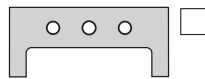
PIETRALUCE

- | | | | |
|---|--|--|---|
| <input type="checkbox"/> bianco - white | <input type="checkbox"/> nero - black | <input type="checkbox"/> blu ultram. - marine blue | <input type="checkbox"/> argilla - argilla |
| <input type="checkbox"/> grigio - grey | <input type="checkbox"/> sabbia - sand | <input type="checkbox"/> grafite - graphite | <input type="checkbox"/> latte - milky white |
| <input type="checkbox"/> beige - beige | <input type="checkbox"/> rosso cuoio - red | | <input type="checkbox"/> gr. lava - lava grey |

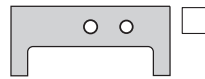
➔➔ **4**

SCELTA DETTAGLI / DETAIL SELECTION

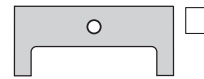
FORI RUBINETTERIA / TAP HOLES



3 fori - 3 holes



2 fori - 2 holes



1 foro - 1 hole



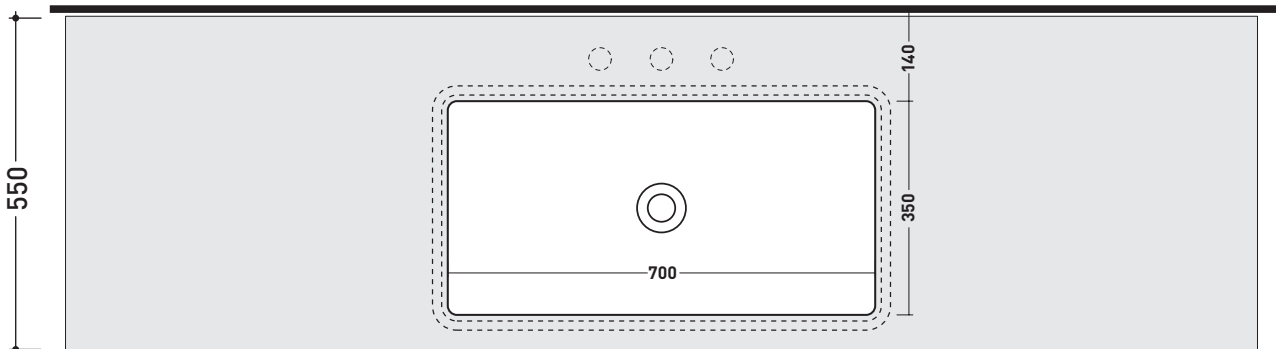
NO fori - NO hole

➔➔ **5**

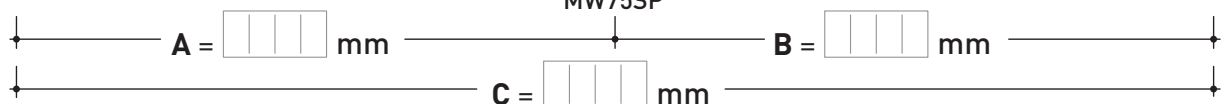
SCELTA MISURE / MEASURES




➔ **FLAMINIA.**



lavabo / basin
MW75SP



- **A** = misura interasse lavabo da sinistra / left distance of basin.
- **B** = misura interasse lavabo da destra / right distance of basin.
- **C** = misura totale della mensola / total length of the shelf.
- verificare sempre che / verify that: **A + B = C.**



MODULO PER LA REALIZZAZIONE DELLE MENSOLE **FLYMAX** A MISURA PER DOPPIO ART. **MW75SP**

FLYMAX CUSTOMIZED SHELVES FOR DOUBLE ART. **MW75SP** FORM



E' obbligatorio fotocopiare questa pagina, compilarla con cura e allegarla all'ordine.
It is compulsory to photocopy this page, carefully fill in and attach to the order.

➔➔ **1**

DETTAGLI ORDINE / ORDER DETAILS

ordinante - buyer _____ cliente - client _____

ordine - order n: _____ data - date: _____ ref.: _____

annotazioni - notes _____

➔➔ **2**

SCelta ARTICOLO / ITEM CHOICE

E' importante consultare prima la scheda tecnica relativa
It's important to consult before the technical detail

art. **FY75SP**
mensola / shelf da / from **190 a / to 250 cm**

➔➔ **3**

SCelta MATERIALE / MATERIAL SELECTION


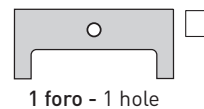
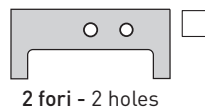
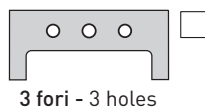
PIETRALUCE

- | | | | |
|---|--|--|---|
| <input type="checkbox"/> bianco - white | <input type="checkbox"/> nero - black | <input type="checkbox"/> blu ultram. - marine blue | <input type="checkbox"/> argilla - argilla |
| <input type="checkbox"/> grigio - grey | <input type="checkbox"/> sabbia - sand | <input type="checkbox"/> grafite - graphite | <input type="checkbox"/> latte - milky white |
| <input type="checkbox"/> beige - beige | <input type="checkbox"/> rosso cuoio - red | | <input type="checkbox"/> gr. lava - lava grey |

➔➔ **4**

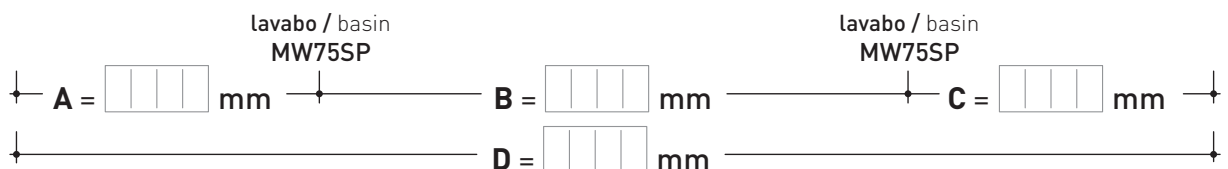

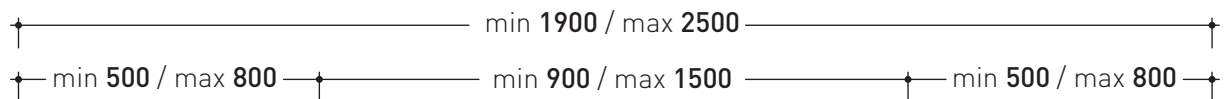
SCelta DETTAGLI / DETAIL SELECTION

FORI RUBINETTERIA / TAP HOLES



➔➔ **5**

SCelta MISURE / MEASURES



- A = misura interasse lavabo da sinistra / left distance of basin.
- B = misura interasse lavabi / distance between basins.
- C = misura interasse lavabo da destra / right distance of basin.
- D = misura totale della mensola / total length of the shelf.
- verificare sempre che / verify that: **A + B + C = D.**