

## MN100L Monò 100

### Countertop - wall hung basin 100 cm

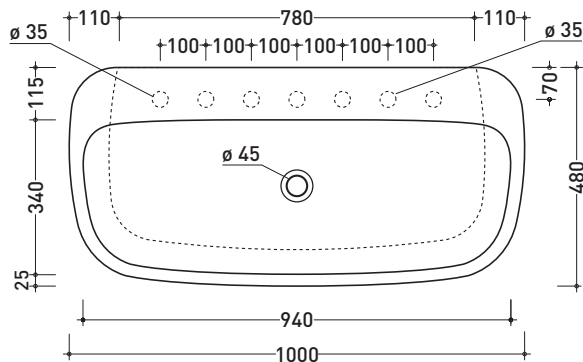
•WITHOUT OVERFLOW •ARRANGED FOR SEVEN TAP HOLES

Complements: **Forty6 shelf (F6MN100)**  
**Solid shelf (SLMN100)**  
**Furniture BOX - depth. 50**  
**Line taps basin: ONE - NOKÉ - FOLD - SI - X1**  
**Line accessories: TWO - HOOP - NOKÉ - FOLD**

Technical accessories: **Chrome siphon (SIFL/CR) - Telescopic chrome siphon (SIFL066)**  
**Stop & Go drain (PLSG)**  
**CERAMIC Stop & Go drain (PLCE)**  
**Two piece set chrome tap filters (RF026)**  
**Fixing kit for wall (9002)**

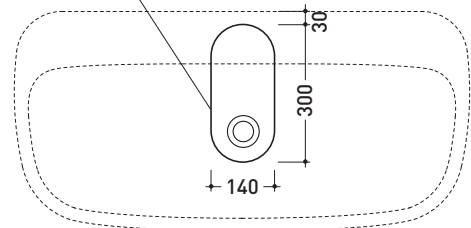
Package dim. **101 x 19 x 50,5 cm** | Weight **35,5 kg** | Pz. Pallet n° **10**

CE UNI EN 14688 - CL00 Dop-No14688

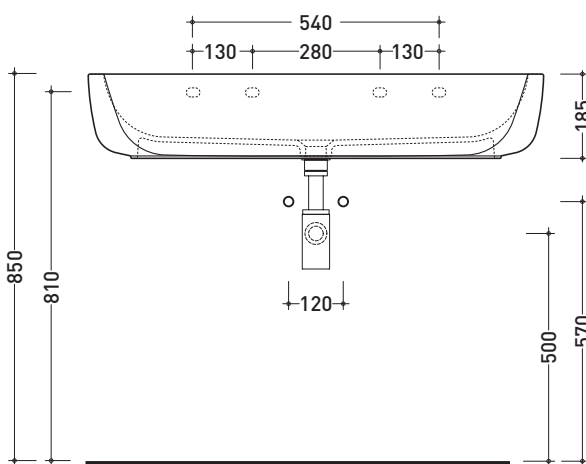


vista zenitale / zenital view

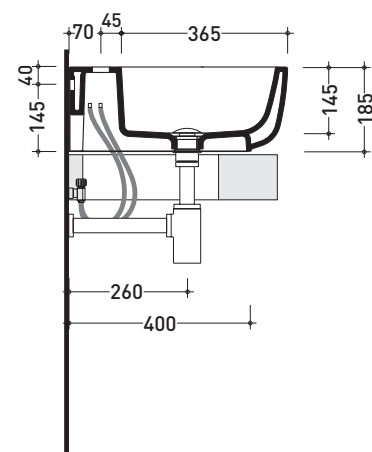
foro consigliato sul piano  
suggested hole on the top



vista zenitale / zenital view



vista frontale / frontal view



sezione longitudinale / section

sizes in mm

Please consider a 2% tolerance on indicated measurements

CERAMIC: glossy finish

matt finish



white

black



milky white

graphite

lava grey