

design **ALEXANDER DURINGER** e **STEFANO ROSINI**

2004

IO70

Vasca in Pietraluce con fascia per appoggio a parete
- tappo piletta in tinta con la vasca

(completa di sistema di scarico e kit di fissaggio a pavimento art. SIFVA1)

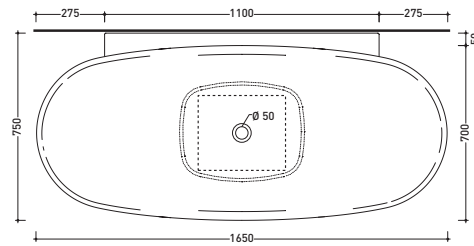
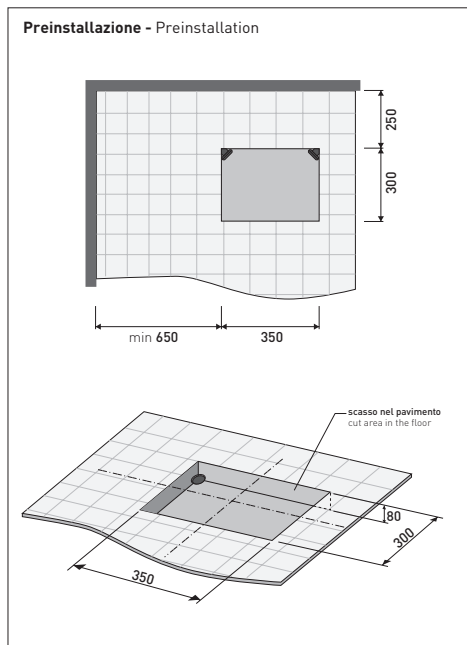
• SENZA TROPPOPIENO

Complementi: **Rubinetti vasca linea ONE - NOKÉ - SI - FOLD - X1**
Accessori linea TWO - HOOP - NOKÉ - FOLD



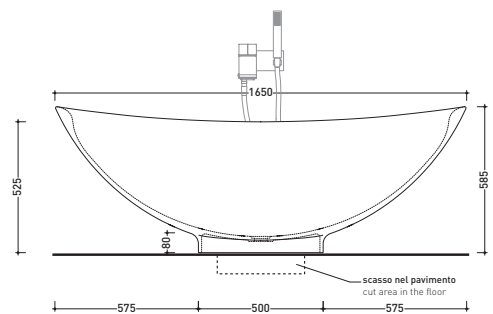
Dim. Imballo 190 x 85 x 72 cm | Peso 140 kg | Pz. Pallet n° 1

CE UNI EN 14516 - CL00 Dop-No14516

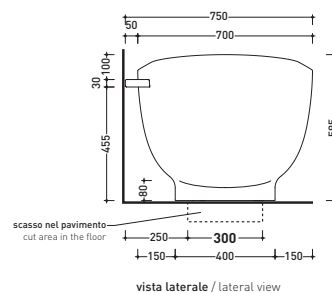


vista zenitale / zenital view

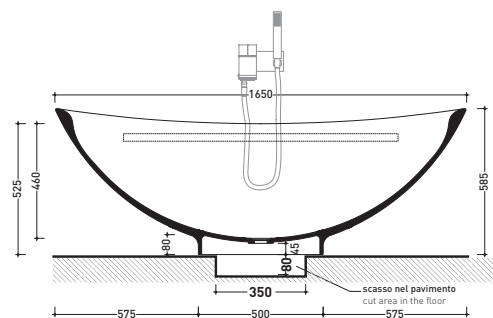
Capacità Max / Max Capacity 140 L.
Peso Netto / Net Weight 110 Kg.



vista frontale / frontal view



vista laterale / lateral view



sezione longitudinale / section

dimensioni in mm

PIETRALUCE: finiture lucide



bianco nero blu ultramarina rosso cuoio beige sabbia grigio

finiture opache



latte carbone grigio lava argilla cenere