

design ALEXANDER DURINGER e STEFANO ROSINI

2004

IO70SM

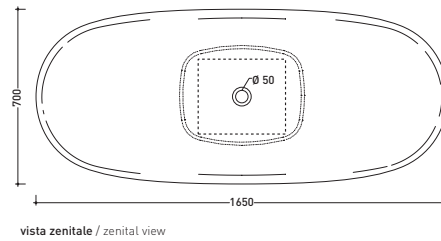
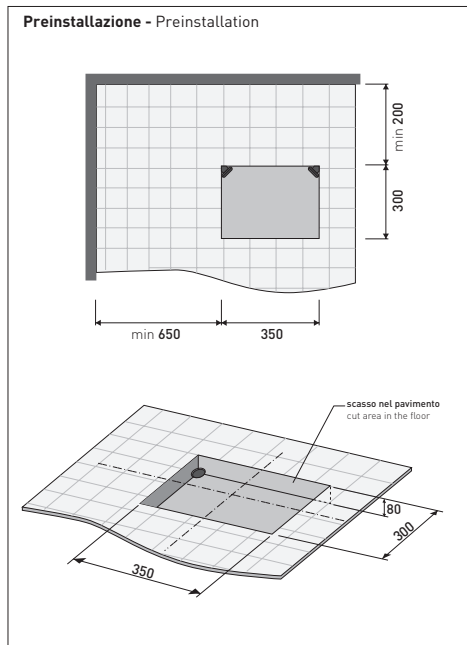
Vasca in Pietraluce - tappo piletta in tinta con la vasca  
 (completa di sistema di scarico e kit di fissaggio a pavimento art. SIFVA)

Complementi: Rubinetti vasca linea ONE - NOKÉ - SI - FOLD - X1  
 Accessori linea TWO - HOOP - NOKÉ - FOLD

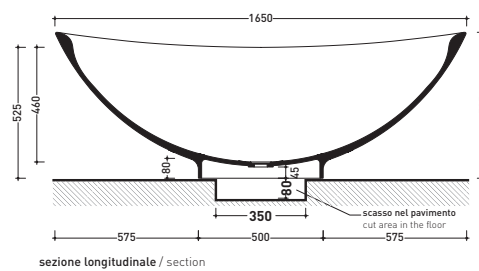
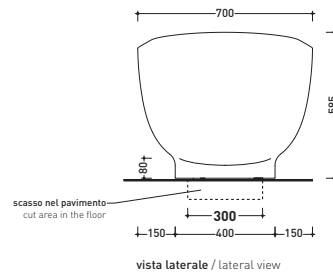
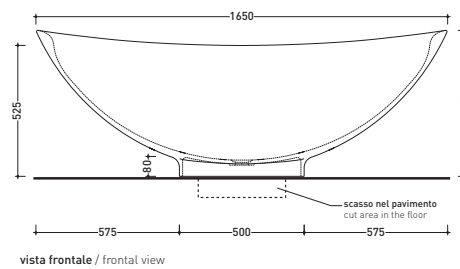
Dim. Imballo 190 x 85 x 72 cm | Peso 140 kg | Pz. Pallet n° 1



UNI EN 14516 - CLO Dop-No14516



Capacità Max / Max Capacity 140 L.  
 Peso Netto / Net Weight 110 Kg.



dimensioni in mm

Le misure dimensionali riportate hanno una tolleranza del 2%

PIETRALUCE: finiture lucide



finiture opache

