

MA117RG

Vaso back to wall **PLUS*** goclean®

* **ATTENZIONE:** connessioni su richiesta

Complementi: Coprivaso Slim a discesa rallentata (MACW05)
Accessori linea EVERGREEN

Accessori tecnici:

- *Kit per scarico parete H 230 mm (LKR00)
- *Kit per scarico pavimento da 50 a 80 mm (LKR90)
- *Kit per scarico pavimento da 80 a 100 mm (LKR010)
- *Kit per scarico pavimento da 100 a 120 mm (LKR012)
- *Kit per scarico pavimento da 120 a 140 mm (LKR014)
- *Kit per scarico pavimento da 140 a 160 mm (LKR016)
- *Kit per scarico pavimento da 160 a 180 mm (LKR018)
- *Kit per scarico pavimento da 180 a 200 mm (LKR020)
- *Kit per scarico pavimento da 200 a 220 mm (LKR022)
- *Kit per scarico pavimento da 220 a 330 mm (LKR023)

Dim. Imballo | Peso **30,5 kg** | Pz. Pallet n° **15**

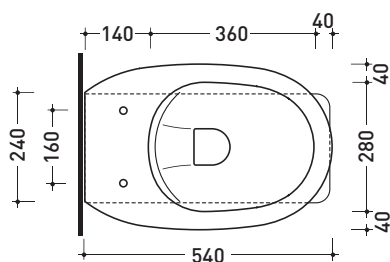
CE UNI EN 997 Dop-No997



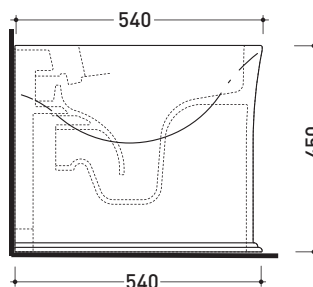
ATTENZIONE: fissaggio a pavimento tramite silicone



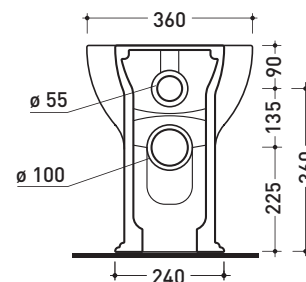
pag. 1/2



vista zenitale / zenital view

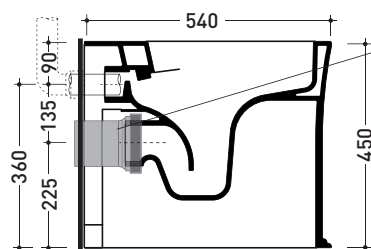


vista laterale / lateral view



vista retro / back view

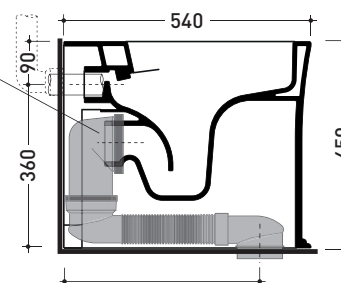
SCARICO A PARETE
PREDISPOSTO PER WC SOSPESO
WALL DISCHARGE ARRANGEMENT
FOR WALL-HUNG WC



sezione longitudinale / section

SCARICO A PAVIMENTO
PREDISPOSTO DA 5 A 43 CM
ARRANGEMENT DISCHARGE
TO FLOOR FROM 5 TO 43 CM

connessioni di scarico
da acquistare
separatamente
drainage connector
to be purchased separately



da/from 50 a/to 430 mm
sezione longitudinale / section

dimensioni in mm

Le misure dimensionali riportate hanno una tolleranza del 2%

CERAMICA: finiture lucide



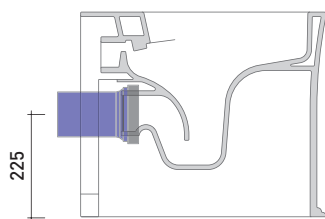
finiture opache



FLAMINIA sconsiglia
l'abbinamento di questo Wc
con passo rapido/flussometro
e cassette alte tradizionali.

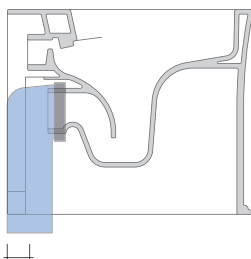
KIT PER SCARICO PARETE / KIT SUITABLE FOR WALL TRAP

LKR00 (SET: LKR00)



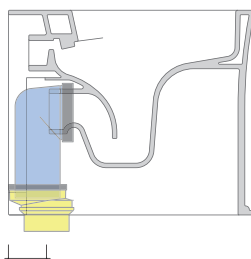
KIT PER SCARICO PAVIMENTO / KIT SUITABLE FOR FLOOR TRAP

LKR90 (SET: LKR90)



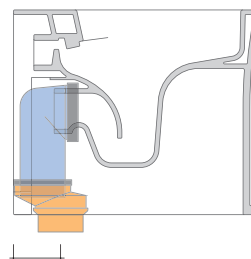
da/from 50 a/to 80 mm

LK8010 (SET: LKR90+LKR20)



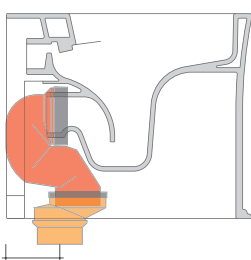
da/from 80 a/to 100 mm

LK1012 (SET: LKR90+LKR40)



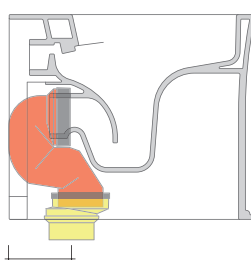
da/from 100 a/to 120 mm

LK1214 (SET: LKRS+LKR40)



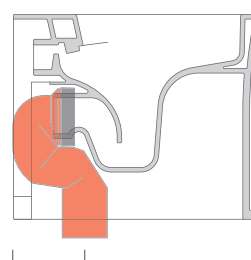
da/from 120 a/to 140 mm

LK1416 (SET: LKRS+LKR20)



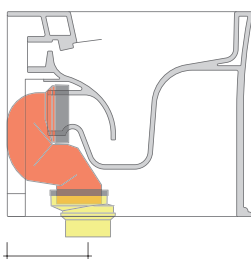
da/from 140 a/to 160 mm

LK1618 (SET: LKRS)



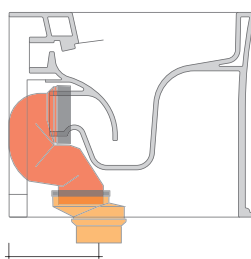
da/from 160 a/to 180 mm

LK1820 (SET: LKRS+LKR20)



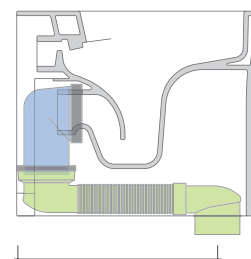
da/from 180 a/to 200 mm

LK2022 (SET: LKRS+LKR40)



da/from 200 a/to 220 mm

LK2233 (SET: LKR90+LKR33)



da/from 220 a/to 430* mm

ATTENZIONE / WARNING: LE CONNESSIONI DI SCARICO NON SONO INCLUSE / THE DRAINAGE CONNECTORS ARE NOT INCLUDED