

2019

AP150V App

Bath-tub 150 cm in Pietraluce - drain cover matching color the bathtub (drainage system art. SIFMW included)

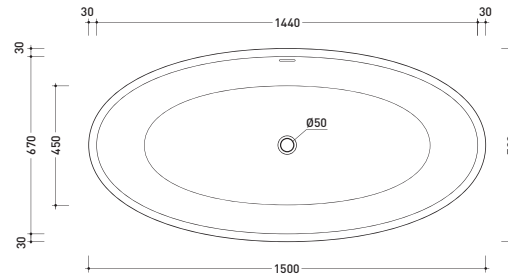
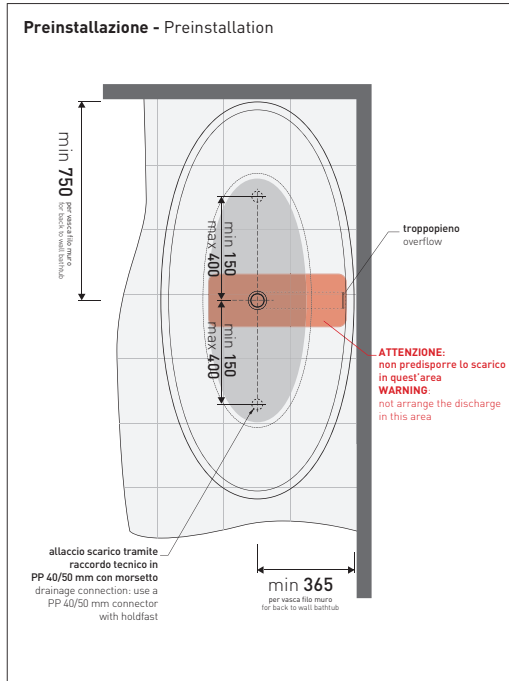
● WITH OVERFLOW

Complements: **Line taps bath-tub:** ONE - NOKÉ - SI - FOLD - X1
Line accessories: TWO - HOOP - NOKÉ - FOLD

Package dim. 193 x 102 x 76 cm | Weight 130 kg | Pz. Pallet n° 1

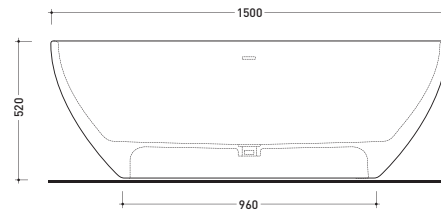


UNI EN 14516 - CL1 Dop-No14516

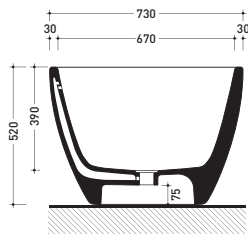


vista zenitale / zenital view

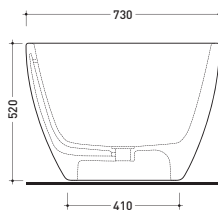
Capacità Max / Max Capacity 176 L.
 Peso Netto / Net Weight 130 Kg.



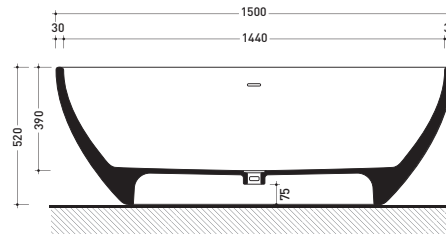
vista frontale / frontal view



sezione laterale / section



vista laterale / lateral view



sezione longitudinale / section

sizes in mm

PIETRALUCE: glossy finish



white black marine blue red beige sand grey

matt finish



milky white graphite lava grey argilla

<http://www.ceramicaflaminia.it/en/products/330-app>

©ceramicaflaminiaspa - All rights reserved. Unauthorized copying, publication, reproduction as well as partial reproduction are prohibited

november 2020

