

design **ALEXANDER DURINGER** e **STEFANO ROSINI** 2004

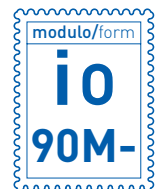
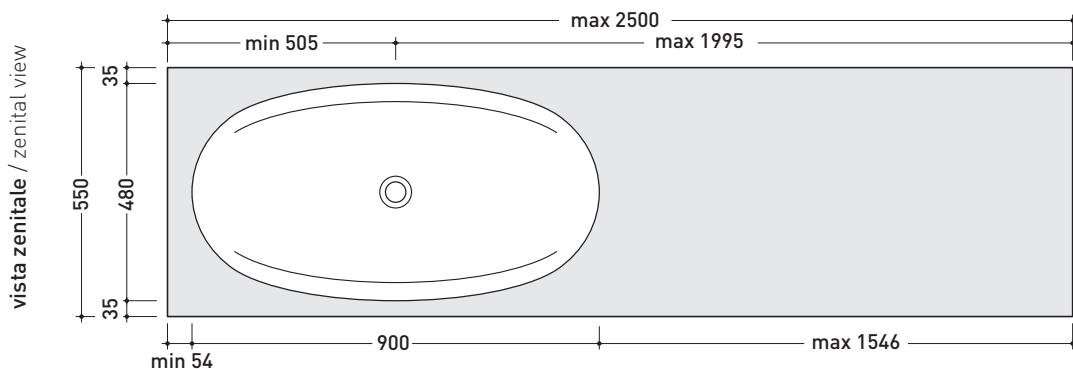
IO90M4

Mensola in Pietraluce da cm 110 a 250 x 55 x h 10 per lavabo IO90
(staffe di fissaggio incluse)

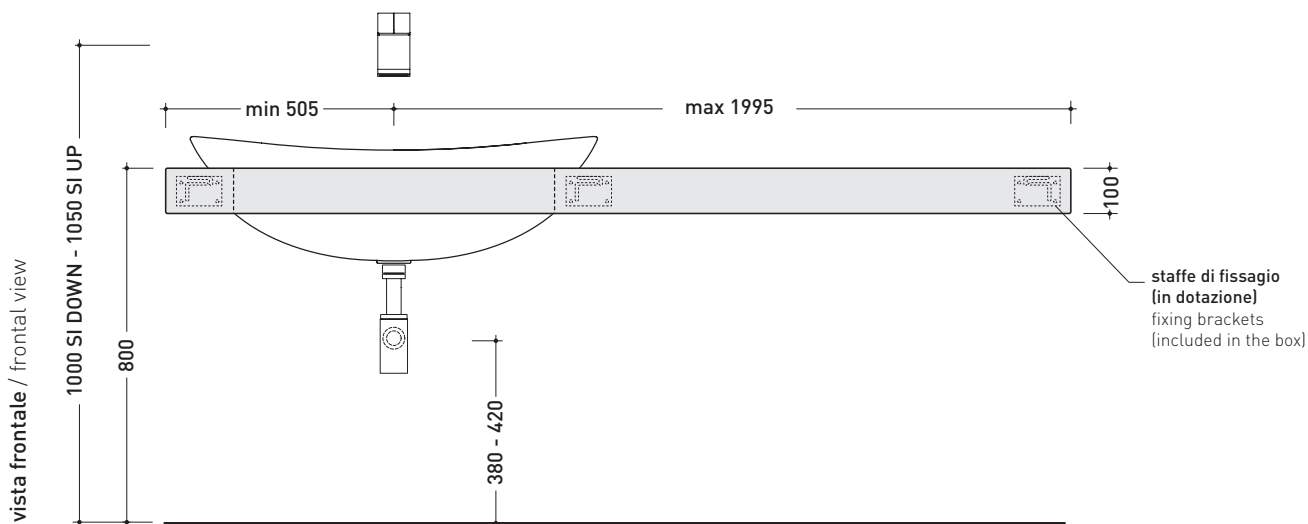
- Complementi:
- Lavabo IO90 incasso (IO4290)
 - Specchi e Lampade Make-Up
 - Specchi App
 - Specchio Hot/Cold (SPHC)
 - Specchio Left/Right (SPLR)
 - Specchi Line (BASC20 - BASC30 - BASC40)



Su questo prodotto Flaminia non pratica fori rubinetteria



RIFERIMENTO
MODULO ORDINE
OBBLIGATORIO



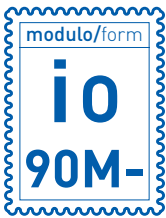
dimensioni in mm

PIETRALUCE: finiture lucide



finiture opache





MODULO PER LA REALIZZAZIONE DELLE MENSOLE **IO** A MISURA PER ART. **IO4290**
IO CUSTOMIZED SHELVES FOR ART. IO4290 FORM



E' obbligatorio fotocopiare questa pagina, compilarla con cura e allegarla all'ordine.
 Is compulsory to photocopy this page, carefully fill in and attach to the order.

➔➔ **1**

DETTAGLI ORDINE / ORDER DETAILS

cliente - client

ordine - order n:

data - date:

ref.:

annotazioni - notes

➔➔ **2**

SCELTA ARTICOLO / ITEM CHOICE

E' importante consultare prima la scheda tecnica relativa
 It's important to consult before the technical detail

art. **IO90M2**
 mensola / shelf da / from 110 a / to 150 cm

art. **IO90M3**
 mensola / shelf da / from 150 a / to 200 cm

art. **IO90M4**
 mensola / shelf da / from 110 a / to 250 cm
 (solo in **Pietraluce** / only in **Pietraluce**)

➔➔ **3**

SCELTA MATERIALE / MATERIAL SELECTION

PIETRALUCE

- | | |
|--|---|
| <input type="checkbox"/> bianco - white | <input type="checkbox"/> nero - black |
| <input type="checkbox"/> grigio - grey | <input type="checkbox"/> sabbia - sand |
| <input type="checkbox"/> beige - beige | <input type="checkbox"/> argilla - argilla |
| <input type="checkbox"/> sabbia - sand | <input type="checkbox"/> grafite - graphite |
| <input type="checkbox"/> blu ultram. - marine blue | <input type="checkbox"/> latte - milky white |
| <input type="checkbox"/> rosso cuoio - red | <input type="checkbox"/> gr. lava - lava grey |

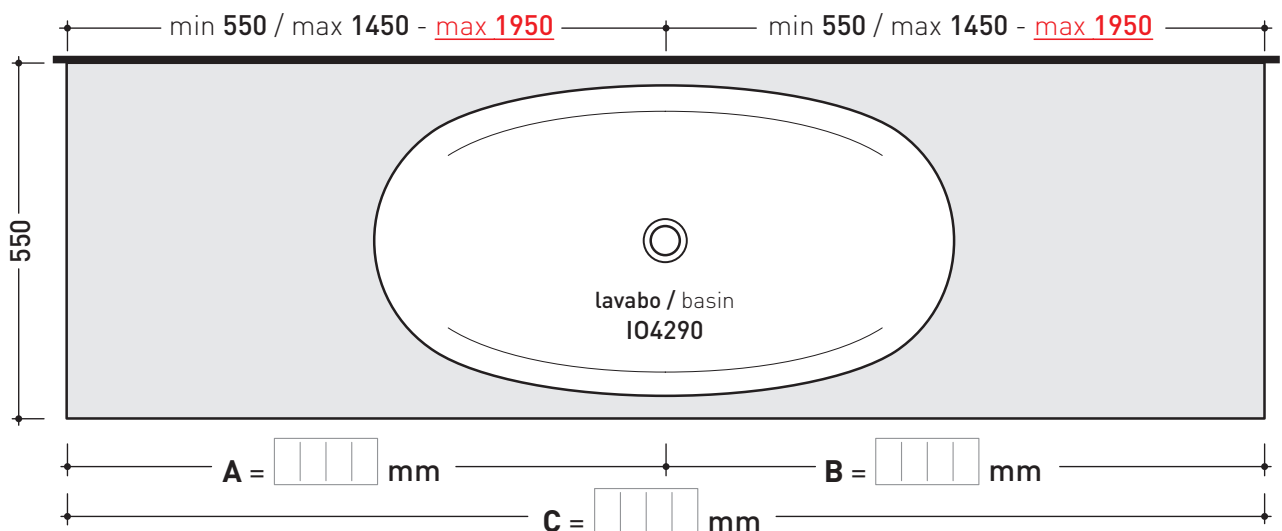
FINITURE LEGNO / WOOD FINISHES

- | | |
|---|---|
| <input type="checkbox"/> rovere moro - dark oak | <input type="checkbox"/> rovere sbiancato - light oak |
|---|---|

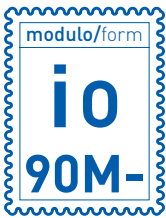
➔➔ **4**

SCELTA MISURE / MEASURES

➔ **FLAMINIA.**



• **A** = misura interasse lavabo da sinistra / left distance of basin. • **C** = misura totale della mensola / total length of the shelf.
 • **B** = misura interasse lavabo da destra / right distance of basin. • verificare sempre che / verify that: **A + B = C**.



MODULO PER LA REALIZZAZIONE DELLE MENSOLE **IO** A MISURA PER DOPPIO ART. **IO4290**

IO CUSTOMIZED SHELVES FOR DOUBLE ART. **IO4290** FORM



E' obbligatorio fotocopiare questa pagina, compilarla con cura e allegarla all'ordine.
Is compulsory to photocopy this page, carefully fill in and attach to the order.

➔➔ **1**

DETTAGLI ORDINE / ORDER DETAILS

cliente - client

ordine - order n:

data - date:

ref.:

annotazioni - notes

➔➔ **2**

SCELTA ARTICOLO / ITEM CHOICE

E' importante consultare prima la scheda tecnica relativa
It's important to consult before the technical detail

art. **IO90M4**

mensola / shelf da / from 220 a / to 250 cm
(solo in Pietraluce / only in Pietraluce)

➔➔ **3**

SCELTA MATERIALE / MATERIAL SELECTION

PIETRALUCE

bianco - white

nero - black

grigio - grey

sabbia - sand

beige - beige

argilla - argilla

sabbia - sand

grafite - graphite

blu ultram. - marine blue

latte - milky white

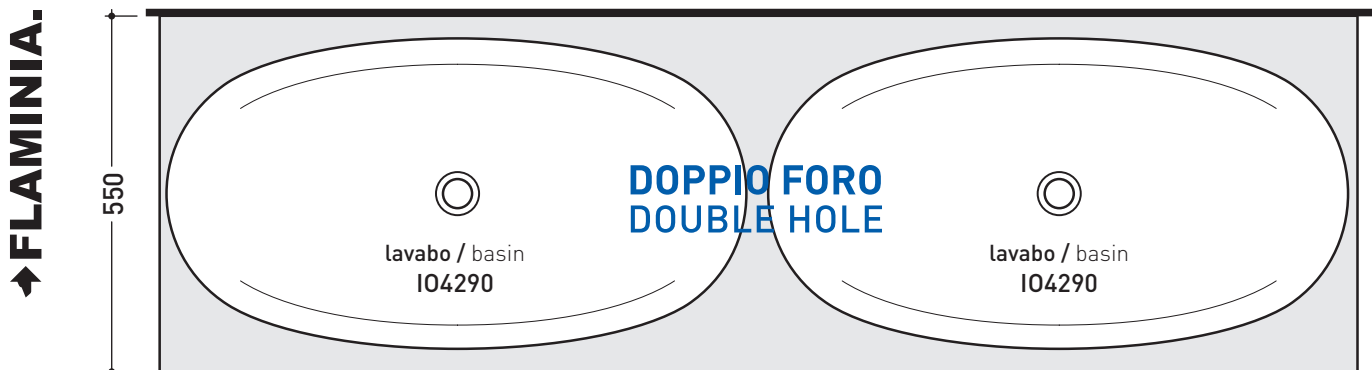
rosso cuoio - red

gr. lava - lava grey

➔➔ **4**

SCELTA MISURE / MEASURES

PIETRALUCE min 550 / max 700 min 1100 / max 1400 min 550 / max 700



A = [] mm B = [] mm C = [] mm
D = [] mm

- A = misura interasse lavabo da sinistra / left distance of basin.
- B = misura interasse lavabo da destra / right distance of basin.
- C = misura totale del piano / total length of the shelf.

- C = misura totale del piano / total length of the shelf.
- verificare sempre che / verify that: **A + B + C = D.**